

## Kínder Unidad 2

Lección 16

CC BY 2021 Illustrative Mathematics®

## Unit 2 Lesson 16: Escribamos números para representar cantidades

### WU Cuántos ves: Uno más con un tablero de 5 (Warm up)

Student Task Statement

¿Cuántos ves?

¿Cómo lo sabes?, ¿qué ves?



### 1 Retomemos “Historias matemáticas: ¿Cuántos?”

Student Task Statement

### 2 Marquemos bolsas misteriosas


Student Task Statement

### 3 Centros: Momento de escoger

Student Task Statement

Escoge un centro.

Historias matemáticas






Mi mate-libreta


Illustration of a notebook page with various objects and writing lines:

- A boy with glasses and a green shirt on a set of three horizontal lines (top, dashed middle, bottom).
- An orange car on a set of three horizontal lines.
- A green bicycle on a set of three horizontal lines.
- A green tree on a set of three horizontal lines.
- A row of colorful buildings (orange, pink, brown, yellow, green, purple, brown, light green) on a sidewalk.
- A large blue road with a dashed white center line below the buildings.

Bingo

	• •	• • • •	• • • •
• •	• •		• • • • •
• • • •	• • • •	• •	• • • • •
• • • •		• • • •	• • • • •

Carrera con números



Bloques sólidos geométricos

Dedos matemáticos

