

Grade 2 Unit 6

Lesson 9

CC BY 2021 Illustrative Mathematics®

Unit 6 Lesson 9: You Ate the Whole Thing

WU Number Talk: What's the Sum? (Warm up)

Student Task Statement

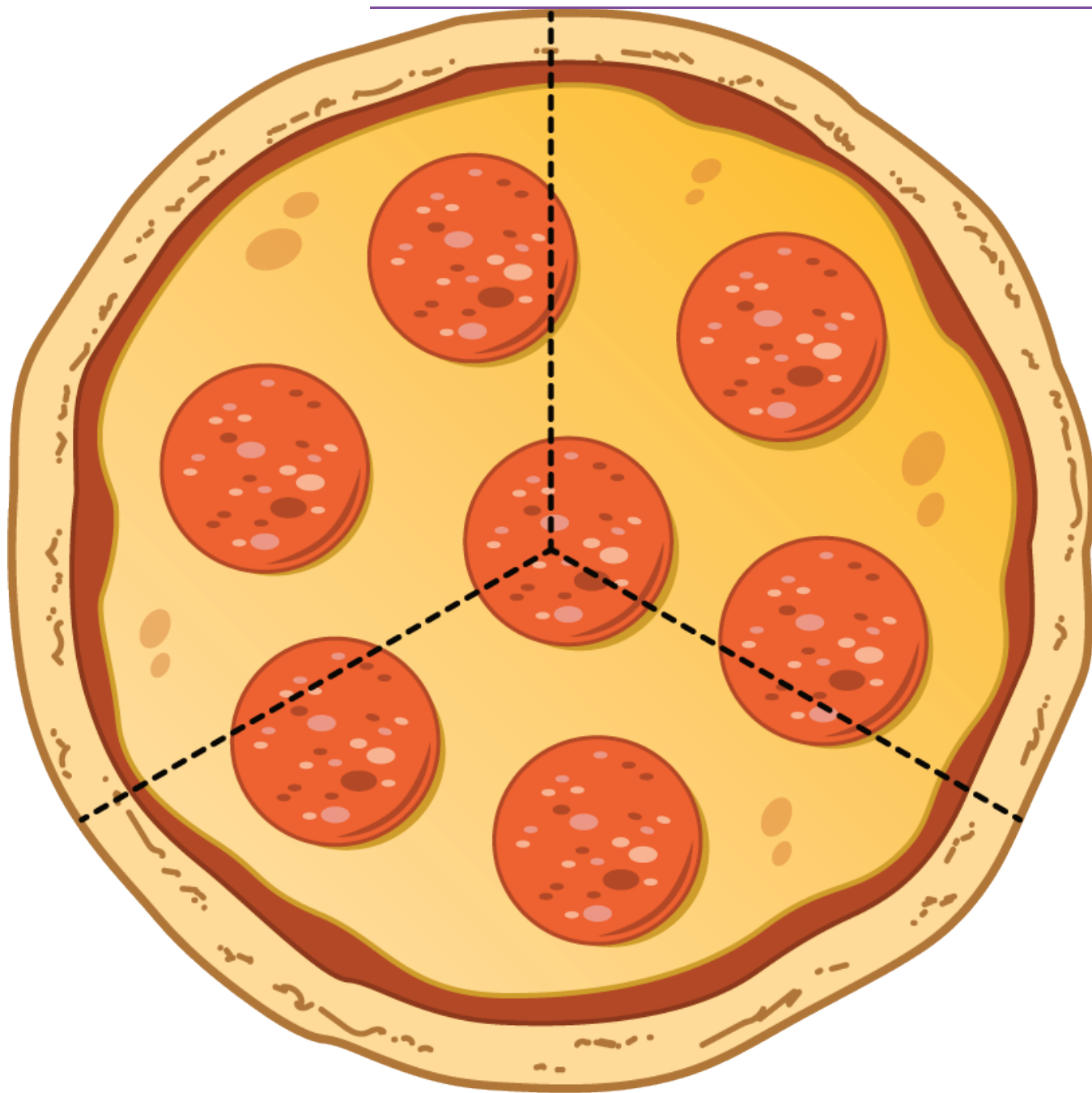
Find the value of each expression mentally.

- $20 + 10 + 10 + 5$
- $30 + 25$
- $35 + 15$
- $15 + 25 + 15$

1 Pizza to Share

Student Task Statement

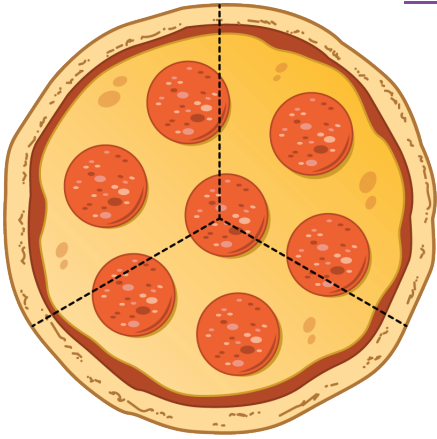
Clare's friends were going to share a pizza. The image shows how they cut the pizza.



1. Clare ate 3 slices and her friends got upset with her.
 - a. Why are her friends upset?
 - b. How many thirds did Clare eat?
 - c. How much of the pizza was left?

2.	Pizza Parts	Group
		Priya
		Han

Diego

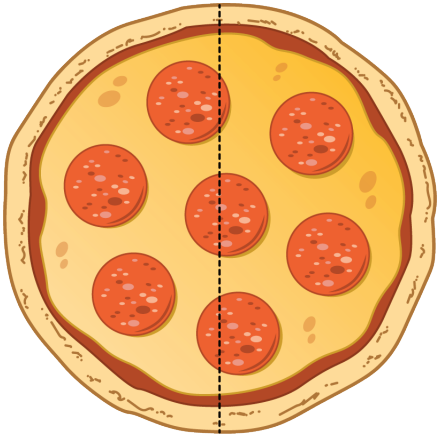


- a. Priya will eat _____ of the pizza.
- b. Together they will eat _____ of the pizza.

3.

Pizza Parts

Group



Jada

Mai

- a. Each girl will eat _____ of the pizza.
- b. Together they will eat _____ of the pizza.

4.

Pizza Parts

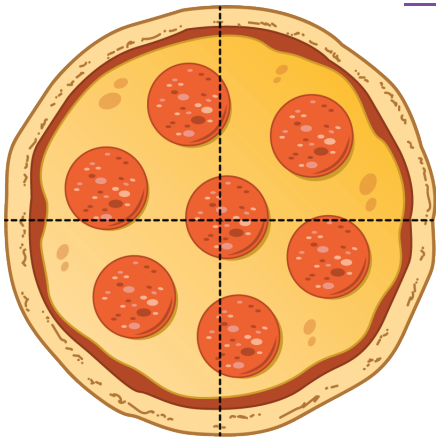
Group

Elena

Tyler

Lin

Kiran

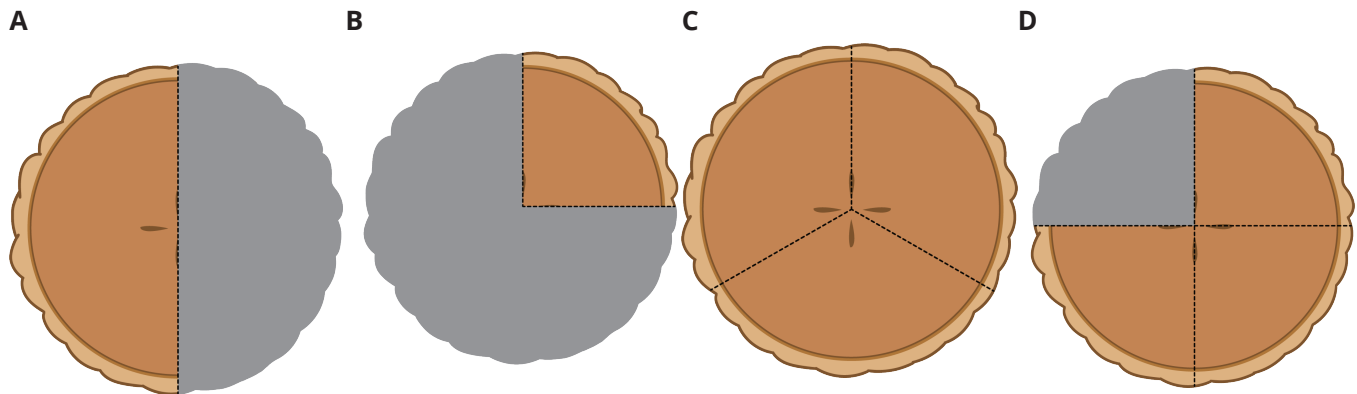


- a. How much pizza will each child eat? _____
b. How much pizza will they eat in all? _____


2 Equal Shares of the Pie

Student Task Statement

Write the letter of each image next to the matching story.




- Noah ate most of the pie. He left a quarter of the pie for Diego. _____
- Lin gave away a half of her pie and kept a half of the pie for herself. _____
- Tyler cut a pie into four equal pieces. He ate a quarter of the pie. _____
- Mai sliced the pie to share it equally with Clare and Priya. _____
 - How much of the pie will they each get? a _____
 - How much of the pie will they eat in all? _____
- Now you try.
 - Partition the circle into four equal pieces.
 - Shade in a quarter of the circle red.
 - Shade in the rest of the circle blue.



How much of the circle is shaded? _____

- 6.
 - Partition the circle into 2 equal pieces.
 - Shade one half of the circle blue.
 - Color the other piece yellow.



How much of the circle is yellow? _____

How much of the circle is shaded? _____

