

Grade 2 Unit 6

Lesson 3

CC BY 2021 Illustrative Mathematics®

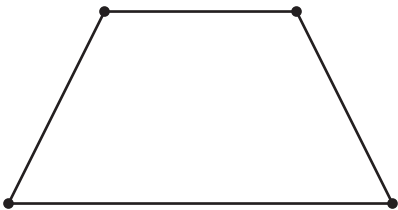
Unit 6 Lesson 3: Specific Side Lengths

WU Which One Doesn't Belong: Different Shapes (Warm up)


Student Task Statement

Which one doesn't belong?

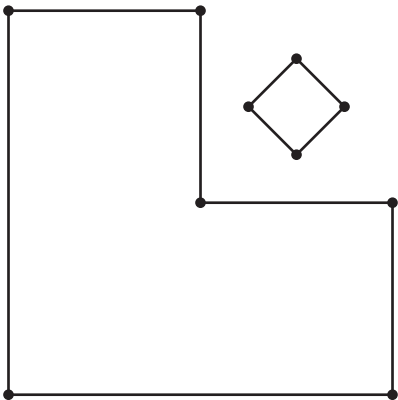
A



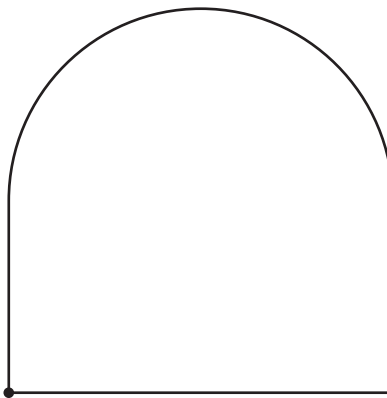
B



C





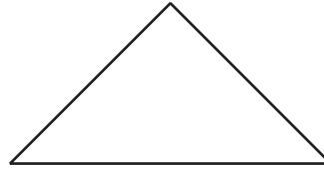
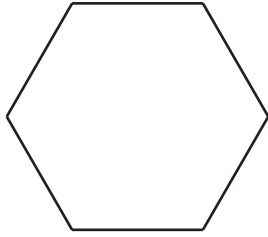
D



1 Measure Twice, Draw Once



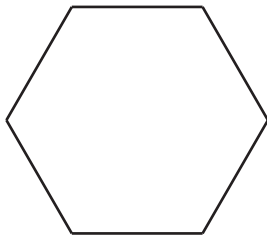
Student Task Statement

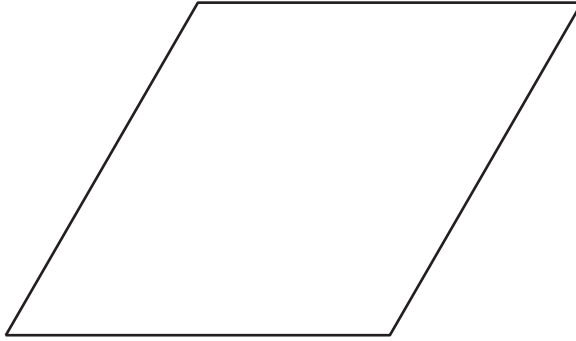
1. Diego drew a shape that has fewer than 5 sides. Two sides are 3 centimeters long. Circle shapes that could be Diego's shape.



2. Tyler drew a shape that has 4 sides. Each side is 2 inches long.

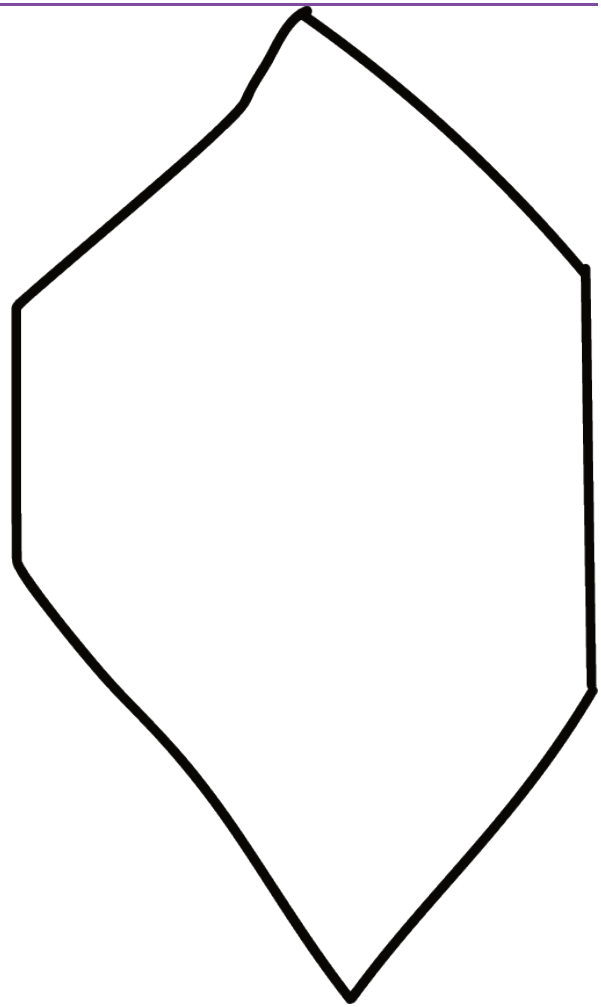
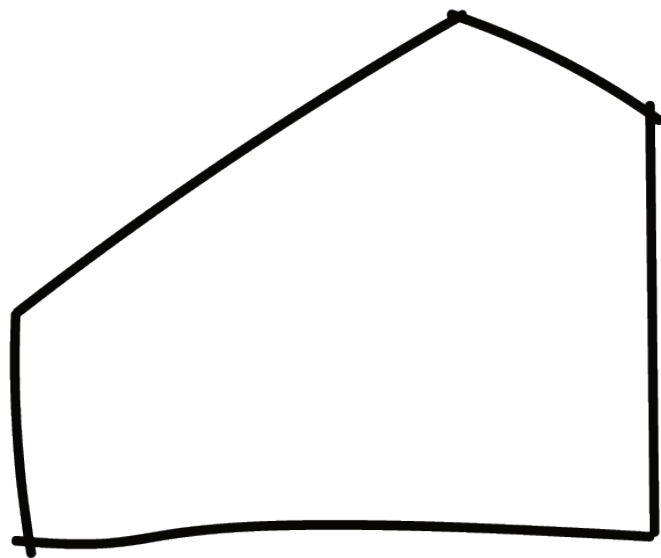
a. Circle shapes that could be Tyler's shape.





- b. Draw another shape that could be Tyler's shape.
- 3. Priya drew a shape that has more sides than Tyler's shape. Only one side of her shape is 2 inches long. Draw two shapes that could be Priya's shape.

Activity Synthesis



2 Build a Shape

Student Task Statement

1. Choose your own attributes. Circle an attribute from each row.

sides	3	4	5	6
corners	3	4	5	6

side length	1 side is 2 in.	2 sides are 2 in.	2 sides are 3 in.	4 sides are 2 in.
square corners	0	1	2	all square corners

Draw and name a shape with the attributes you chose. If you cannot draw the shape, explain why.

Shape:

Name: _____

2. Choose your own attributes. Circle an attribute from each row.

sides	3	4	5	6
corners	3	4	5	6
side length	1 side is 2 in.	2 sides are 2 in.	2 sides are 3 in.	4 sides are 2 in.
square corners	0	1	2	all square corners

Draw and name a shape with the attributes you chose. If you cannot draw the shape, explain why.

Shape:

Name: _____

3. Choose your own attributes. Circle an attribute from each row.

sides	3	4	5	6
corners	3	4	5	6
side length	1 side is 2 in.	2 sides are 2 in.	2 sides are 3 in.	4 sides are 2 in.
square corners	0	1	2	all square corners

Draw and name a shape with the attributes you chose. If you cannot draw the shape, explain why.

Shape:

Name: _____

4. Cover your attribute table and trade papers with your partner. Guess which attributes they used to draw their shape.

5. **If you have time:** Are there any attributes that are impossible to put together to make a shape? Show or explain.

Activity Synthesis

