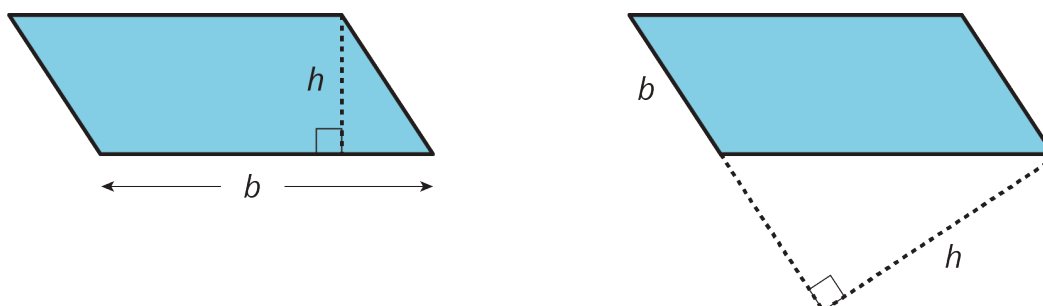


Lesson 6: From Parallelograms to Triangles

Let's compare parallelograms and triangles.

6.1: Same Parallelograms, Different Bases

Here are two copies of a parallelogram. Each copy has one side labeled as the base b and a segment drawn for its corresponding height and labeled h .



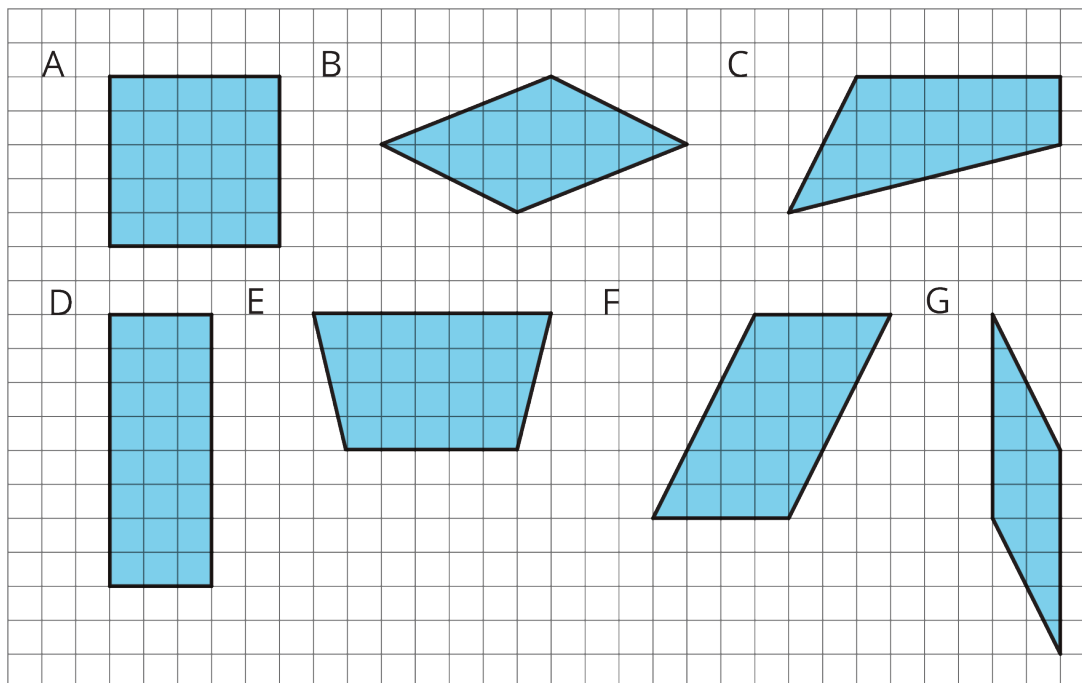
1. The base of the parallelogram on the left is 2.4 centimeters; its corresponding height is 1 centimeter. Find its area in square centimeters.

2. The height of the parallelogram on the right is 2 centimeters. How long is the base of that parallelogram? Explain your reasoning.

6.2: A Tale of Two Triangles (Part 1)

Two polygons are identical if they match up exactly when placed one on top of the other.

1. Draw *one* line to decompose each polygon into two identical triangles, if possible. Use a straightedge to draw your line.



2. Which quadrilaterals can be decomposed into two identical triangles?

Pause here for a small-group discussion.

3. Study the quadrilaterals that can, in fact, be decomposed into two identical triangles. What do you notice about them? Write a couple of observations about what these quadrilaterals have in common.

Are you ready for more?

On the grid, draw some other types of quadrilaterals that are not already shown. Try to decompose them into two identical triangles. Can you do it?



Come up with a rule about what must be true about a quadrilateral for it to be decomposed into two identical triangles.

6.3: A Tale of Two Triangles (Part 2)

Your teacher will give your group several pairs of triangles. Each group member should take 1 or 2 pairs.

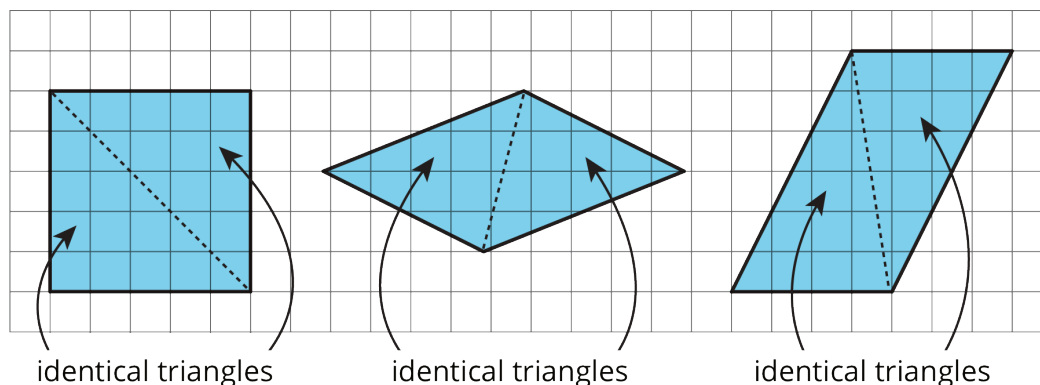
1.
 - a. Which pair(s) of triangles do you have?
 - b. Can each pair be composed into a rectangle? A parallelogram?

2. Discuss with your group your responses to the first question. Then, complete each statement with *All*, *Some*, or *None*. Sketch 1 or 2 examples to illustrate each completed statement.
 - a. _____ of these pairs of identical triangles can be composed into a *rectangle*.

 - b. _____ of these pairs of identical triangles can be composed into a *parallelogram*.

Lesson 6 Summary

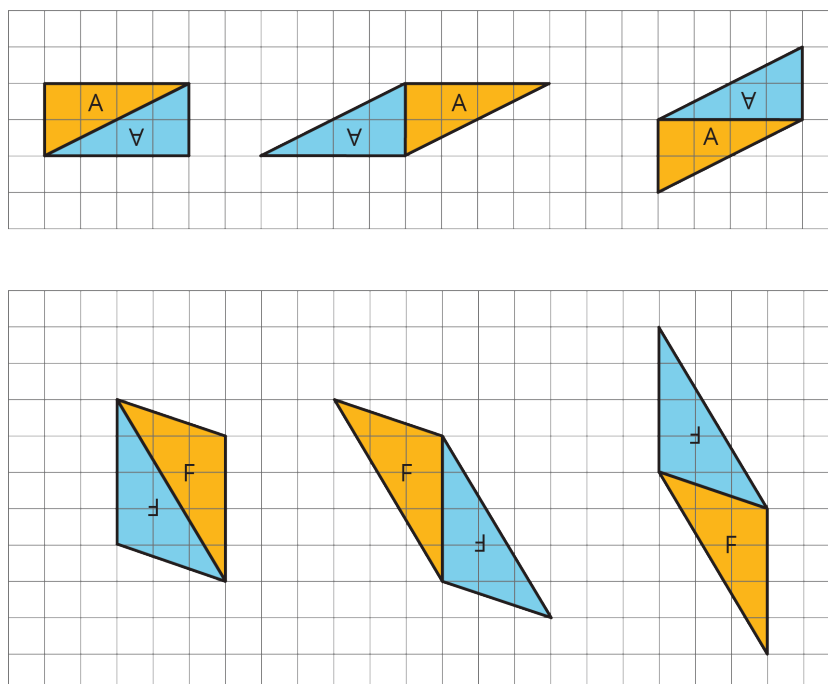
A parallelogram can always be decomposed into two identical triangles by a segment that connects opposite vertices.



Going the other way around, two identical copies of a triangle can always be arranged to form a parallelogram, regardless of the type of triangle being used.

To produce a parallelogram, we can join a triangle and its copy along any of the three sides, so the same pair of triangles can make different parallelograms.

Here are examples of how two copies of both Triangle A and Triangle F can be composed into three different parallelograms.



This special relationship between triangles and parallelograms can help us reason about the area of any triangle.