

Lesson 1: Equal Groups of Unit Fractions

- Let's look at equal groups of fractions.

Warm-up: How Many Do You See: Oranges


How many do you see? How do you see them?



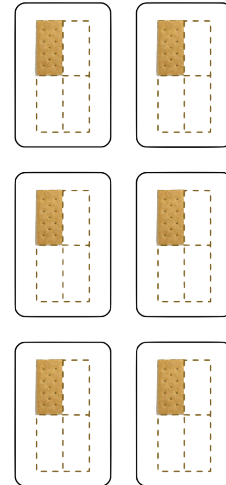
1.1: Crackers, Kiwis, and More

1. Here are images of some crackers.

A



B




- How are the crackers in image A like those in B?
- How are they different?
- How many crackers are in each image?
- Write an expression to represent the crackers in each image.

2. Here are more images and descriptions of food items. For each, write a multiplication expression to represent the quantity. Then, answer the question.

a. Clare has 3 baskets. She put 4 eggs into each basket. How many eggs did she put in baskets?



b. Diego has 5 plates. He put $\frac{1}{2}$ of a kiwi fruit on each plate. How many kiwis did he put on plates?



c. Priya prepared 7 plates with $\frac{1}{8}$ of a pie on each. How much pie did she put on plates?



d. Noah scooped $\frac{1}{3}$ cup of brown rice 8 times. How many cups of brown rice did he scoop?



1.2: What Could It Mean?

For each expression:

- Write a story that the expression could represent. The story should be about a situation with equal groups.
- Create a drawing to represent the situation.
- Find the value of the expression. What does this number mean in your story?

1. $8 \times \frac{1}{2}$

2. $7 \times \frac{1}{5}$