

## Grade 1 Unit 4

Lesson 21

CC BY 2021 Illustrative Mathematics®

# Unit 4 Lesson 21: Compare Two-Digit Numbers Shown in Different Ways

## WU Number Talk: Addition Within 20 (Warm up)

### Student Task Statement

Find the value of each expression mentally.

- $10 + 6$
- $9 + 6$
- $10 + 7$
- $8 + 7$

## 1 Elena and Kiran Compare Collections

### Student Task Statement

Elena and Kiran are comparing their collections.

Elena says, "I have 5 tens 32 ones."

Kiran says, "I have 7 tens 2 ones."

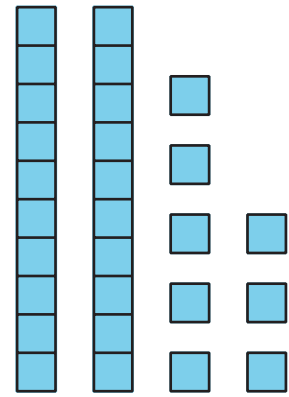
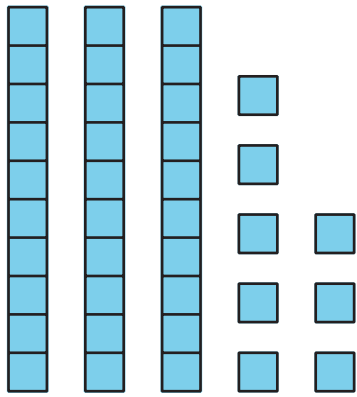
Who has more in their collection?

Show your thinking using drawings, numbers, words, or expressions.

## 2 Base-Ten Representation Compare

### Student Task Statement

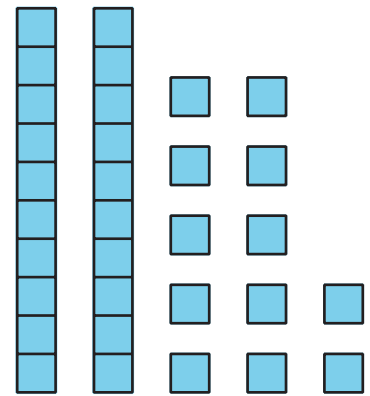
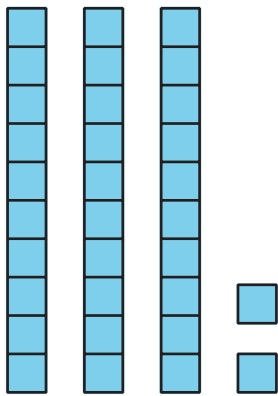
1. What do you notice?



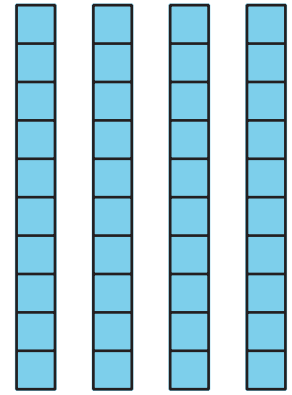
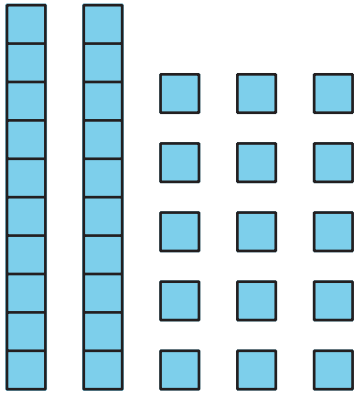
2. Circle the representation that shows the greater number.  
Write a number to match each representation.  
Then write a comparison statement using  $<$ ,  $>$ , or  $=$ .

a.



b.



c.

5 tens 2 ones

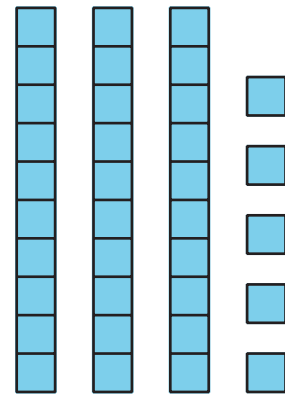
	—	
--	---	--

12 ones 3 tens

d.

1 ten 25 ones

	—	
--	---	--



e.

7 tens 29 ones

	—	
--	---	--

50 + 39

	—	
--	---	--