

Lesson 2: How Do We Measure Area?

- Let's use square tiles to measure area.

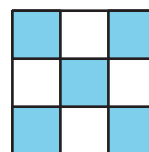
Warm-up: Which One Doesn't Belong: Shapes with Squares

Which one doesn't belong?

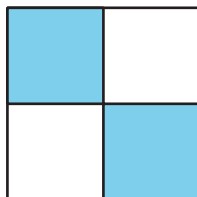
A



B



C

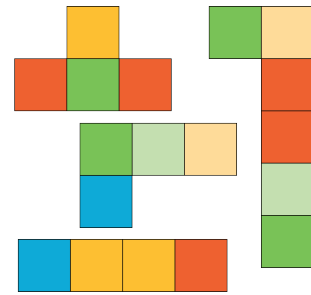


D



2.1: Create and Compare

1. Take a handful of square tiles.
2. Create a shape from the tiles.
3. As a group, order the shapes from smallest to largest.



2.2: Use Square Tiles to Measure Area

Your teacher will give you handouts with some figures on them.

Use square tiles to find the area of each figure. Record your answers here. Be prepared to explain your reasoning.

1. Area: ____ square units

2. Area: ____ square units

3. Area: ____ square units

4. Area: ____ square units

5. Area: ____ square units

6. Area: ____ square units