

Grado 3 Unidad 7

Lección 4

CC BY 2021 Illustrative Mathematics®

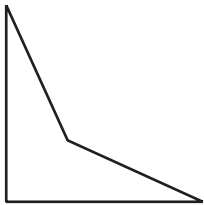
Unit 7 Lesson 4: Características de los rectángulos, los rombos y los cuadrados

WU Cuál es diferente: Más características (Warm up)


Student Task Statement

¿Cuál es diferente?

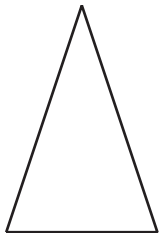
A



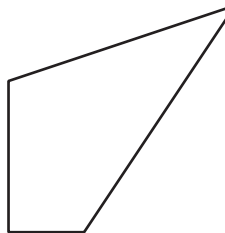
B



C



D

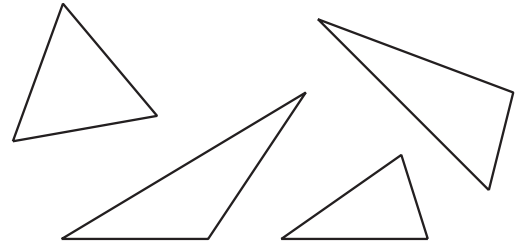
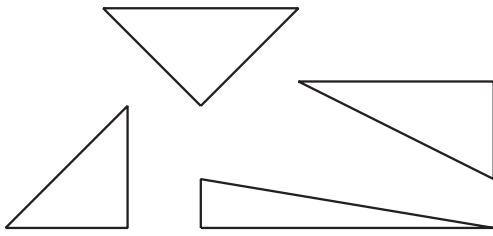


1 ¿Qué hace que estas figuras sean así?

Student Task Statement

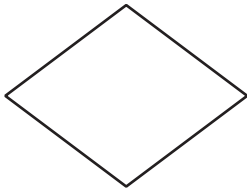
1. Estos son triángulos rectángulos.

Estos no son triángulos rectángulos.



a. ¿Cuáles de los siguientes son triángulos rectángulos? Márcalos.

A




B



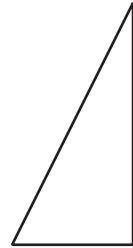
C



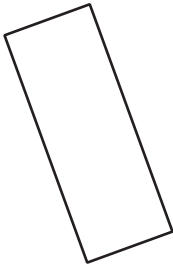
D



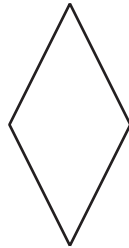
E



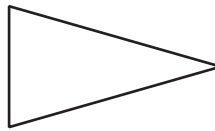
F




G



H



I

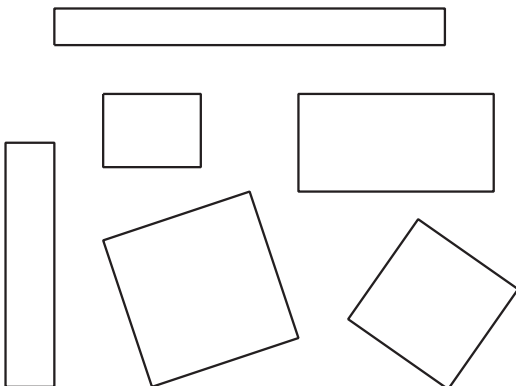


J




b. ¿Qué hace que una figura sea un triángulo rectángulo?

2. Estos son rectángulos.

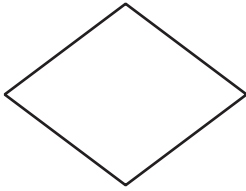


Estos no son rectángulos.



a. ¿Cuáles de los siguientes son rectángulos? Márcalos.


A




B



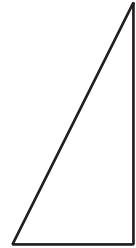
C



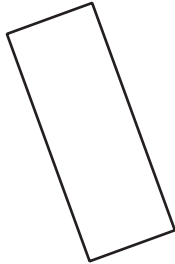
D



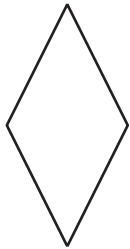
E



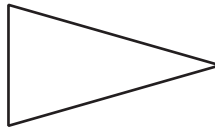
F




G



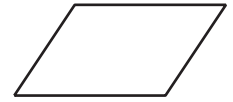
H



I



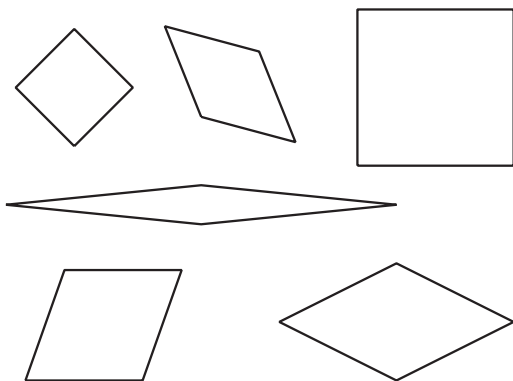
J




b. ¿Qué hace que una figura sea un rectángulo?

3.

Estos son rombos.

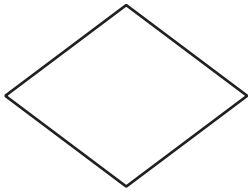


Estos no son rombos.



a. ¿Cuáles de los siguientes son rombos? Márcalos.

A




B



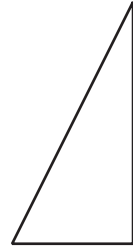
C



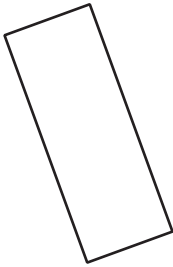
D



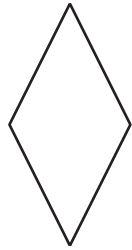
E



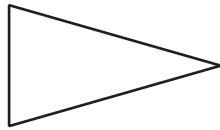
F



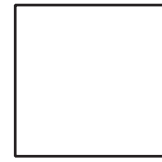
G



H



I




J

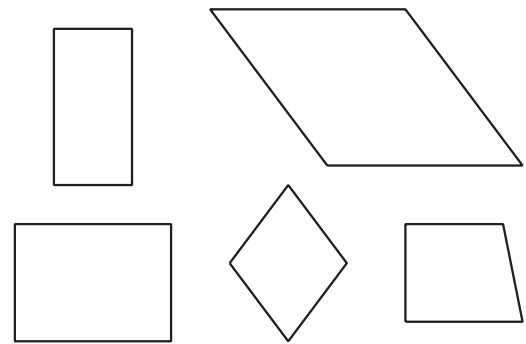


b. ¿Qué hace que una figura sea un rombo?

4. Estos son cuadrados.

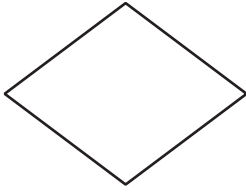


Estos no son cuadrados.



a. ¿Cuáles de los siguientes son cuadrados? Márcalos.

A




B



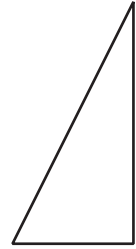
C



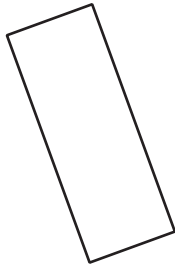
D



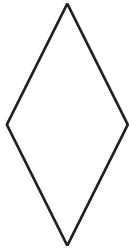
E



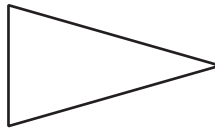
F




G



H



I



J



b. ¿Qué hace que una figura sea un cuadrado?