



Grade 5 Unit 1

Lesson 7

CC BY 2021 Illustrative Mathematics®

Unit 1 Lesson 7: Cubic Units of Measure

WU Notice and Wonder: Two Prisms (Warm up)

Student Task Statement

What do you notice? What do you wonder?



1 What are the Units?

Student Task Statement

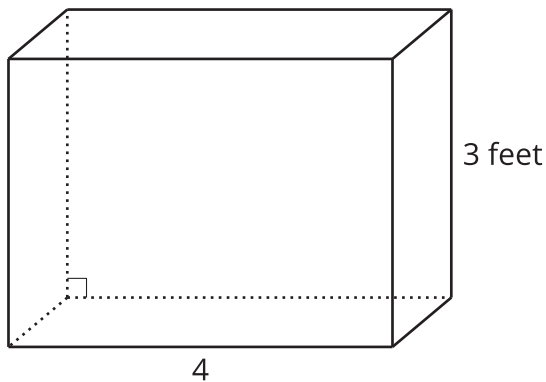
For each object, choose the cubic unit you would use to measure the volume: cubic centimeter, cubic inch, or cubic foot.

object	unit you would use
the volume of a moving truck	
the volume of a freezer	
the volume of a juice box	
the volume of a classroom	
the volume of a dumpster	
the volume of a lunch box	



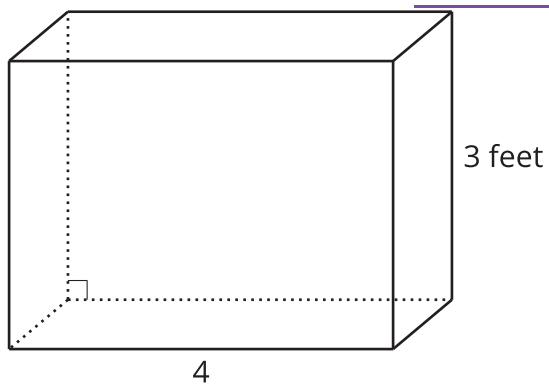
2 Info Gap: Sizing Up Cubic Units

Images for Launch



Student Task Statement

This is a diagram of a freezer. What is the volume of the freezer?



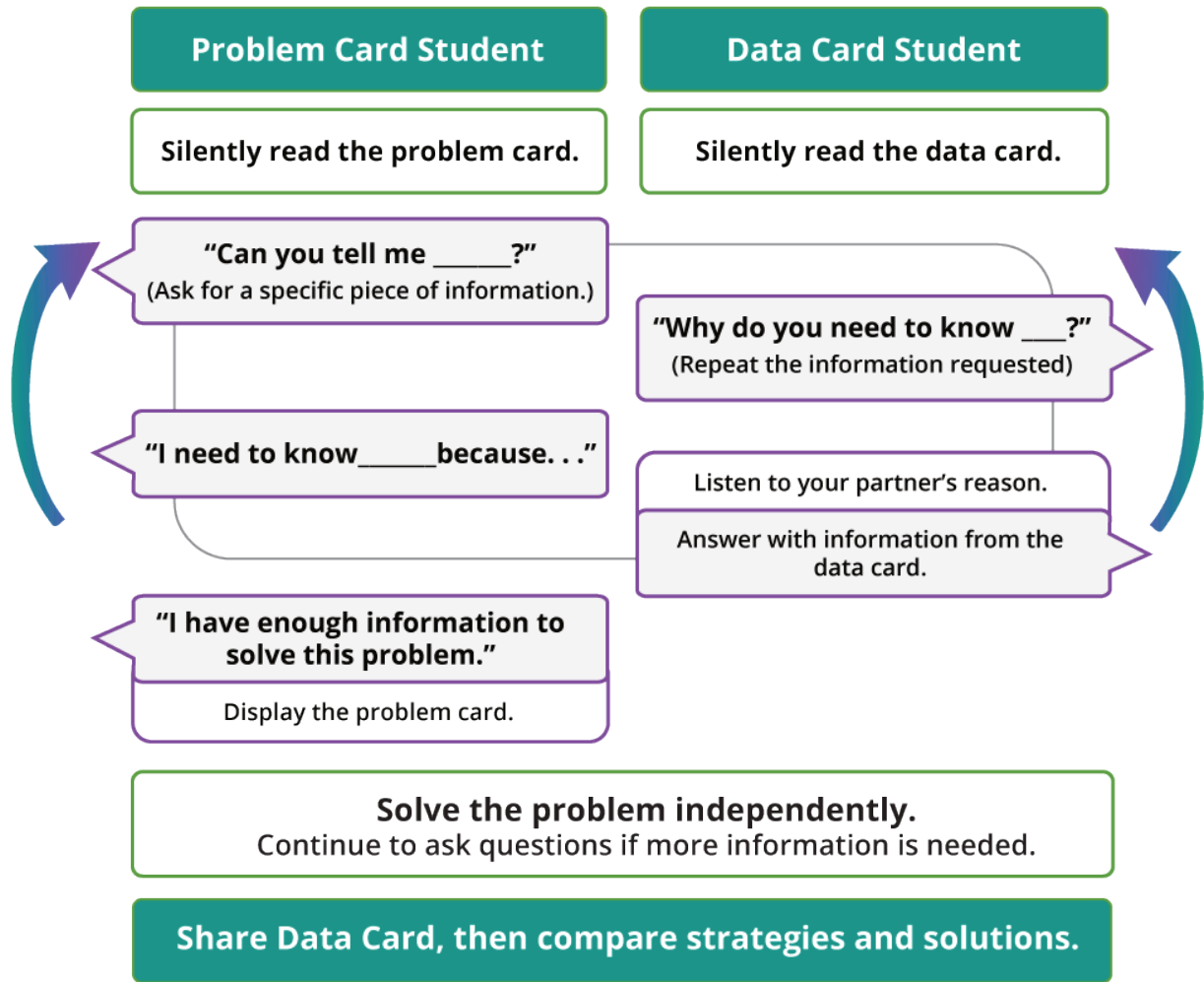
Problem 1:

- Partner A has the problem card.
- Partner B has the data card.

Problem 2:

- Partner B has the problem card.
- Partner A has the data card.

Your teacher will give you either a problem card or a data card. Do not show or read your card to your partner.



Pause here so your teacher can review your work. Ask your teacher for a new set of cards and repeat the activity, trading roles with your partner.

Images for Activity Synthesis

