

## Grade 5 Unit 1

### Lesson 2

CC BY 2021 Illustrative Mathematics®


## Unit 1 Lesson 2: Measure Volume

### WU Which One Doesn't Belong: Cubes (Warm up)


#### Student Task Statement

Which one doesn't belong?

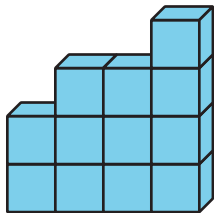
A



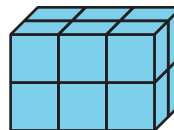
B



C




D



### 1 Finding Volume

#### Student Task Statement

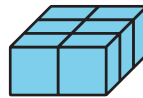
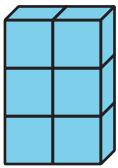
1. Partner A: Build an object using 8–12 cubes and give the object to Partner B.
2. Partner B: Explain how you would count the number of cubes in the object.
3. Partner A: Explain if you would count the cubes in the same way or in a different way.
4. Switch roles and repeat.
5. Which objects were easiest to count? Why?



## 2 Guess My Prism

### Student Task Statement

What is the same? What is different?



1. The goal of the game is to get your partner to build the same prism.
  - Partner A: Use 16–24 cubes to build a prism. Describe it to your partner.
  - Partner B: Build the prism your partner describes to you.
2. Place the two prisms next to each other and discuss what is the same and what is different about them.
3. Switch roles and repeat.