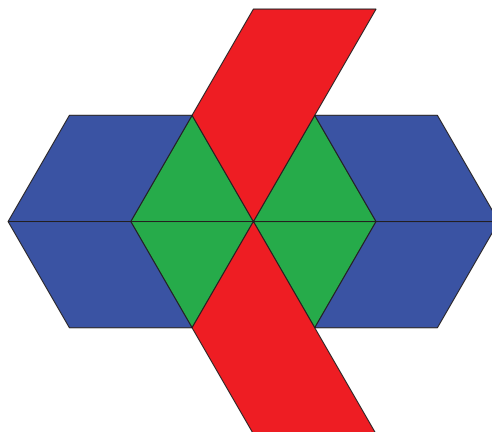



Lesson 21: Pattern Block Puzzles

- Let's make pattern block puzzles.

Warm-up: Notice and Wonder: Pattern Block Bees


What do you notice? What do you wonder?




21.1: Pattern Block Puzzles

1. Make a puzzle using 4 pattern blocks. Use at least 1 hexagon.
2. Trace each pattern block on the blank puzzle paper.
3. Trade the puzzle paper with another person in your group.
4. Use the pattern blocks to show two different ways to make your partner's puzzle. Sketch the two ways.

Puzzle 1





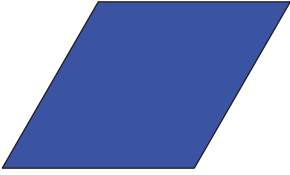





Puzzle 2



5. Share one thing you notice about the puzzles.

21.2: The Pattern Block Store

shape	cost
	
	
	
	

How much would the two puzzles you sketched cost at the Pattern Block Store? Show or explain your reasoning.

1. Puzzle 1:

2. Puzzle 2: