

Grade 1 Unit 7

Lesson 7

CC BY 2021 Illustrative Mathematics®



Unit 7 Lesson 7: Put Together Flat Shapes

WU Notice and Wonder: Dogs (Warm up)

Student Task Statement

What do you notice?

What do you wonder?



1 Build with Pattern Blocks


Student Task Statement

2 Shape Pictures

Student Task Statement

1. Build something using the pattern blocks.

Trace what you made and record how many pattern blocks you used.



2. Make the same object you just made, using different pattern blocks.

Record how many pattern blocks you used.

If you have time: Build the same object again, using the most pattern blocks you can.
Record how many pattern blocks you used.

3 Introduce Picture Books, Find Shapes

Student Task Statement