

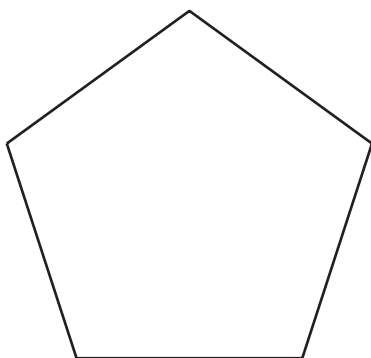
Lesson 2: Draw Shapes

- Let's recognize and draw triangles, quadrilaterals, pentagons, and hexagons.

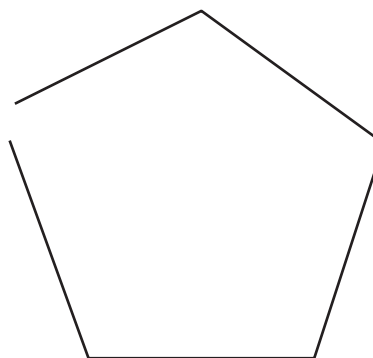
Warm-up: Which One Doesn't Belong: Five-sided Shapes

Which one doesn't belong?

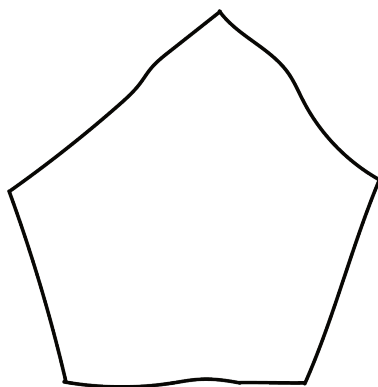
A



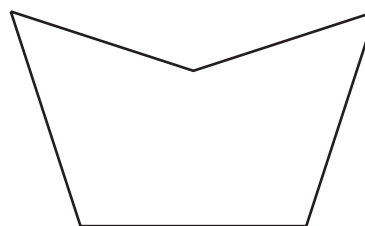
B



C

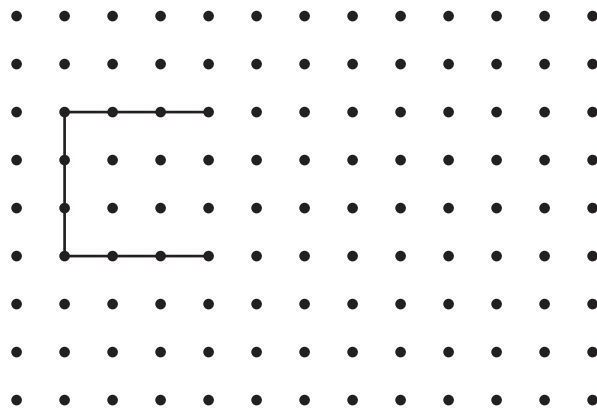


D

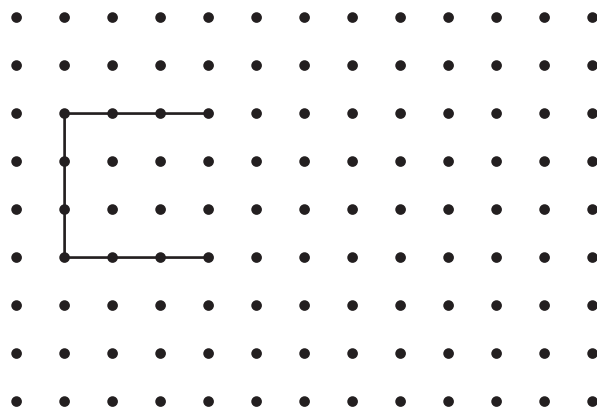


2.1: Draw Shapes

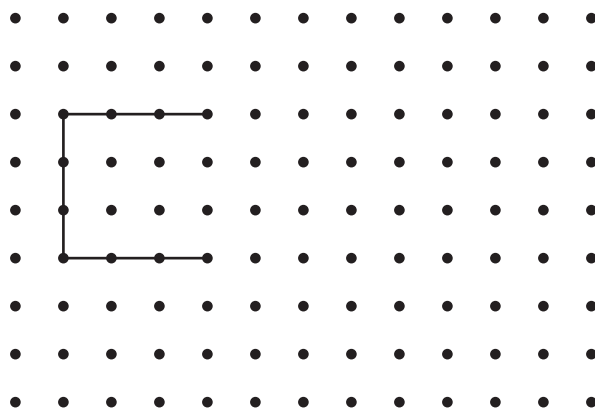
1. Complete the shape to make a quadrilateral. Then draw a different four-sided shape.



2. Complete the shape to make a pentagon. Then draw a different five-sided shape.



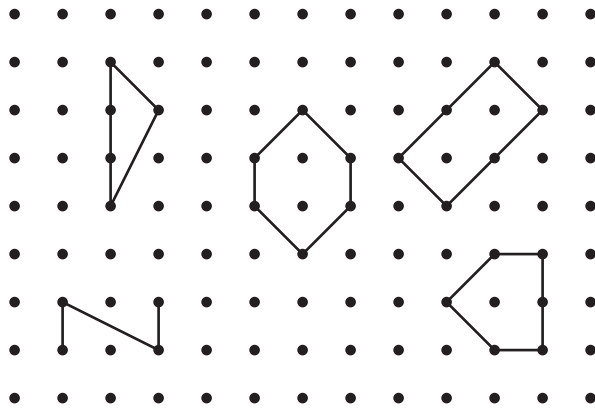
3. Complete the shape to make a hexagon. Then draw a different six-sided shape.




4. Compare your shapes with your partner's shapes. Find one way your shapes are the same and one way they are different.

2.2: What Shape Could It Be?

1. Clare drew a shape that has fewer than 5 sides. Circle shapes that could be Clare's shape.



2. Draw a different shape that could be Clare's shape.



5. Han drew a shape that has more corners than Andre’s shape.
Draw two shapes that could be Han’s shape.

