

# Lesson 10: Write Two-digit Numbers

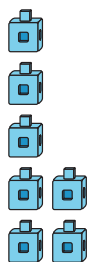
- Let's write two-digit numbers.

## Warm-up: Notice and Wonder: Same Digit, Different Place

What do you notice?


What do you wonder?

**A**



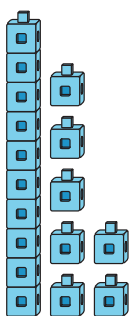
7

**B**




70

**C**



17

**D**



71

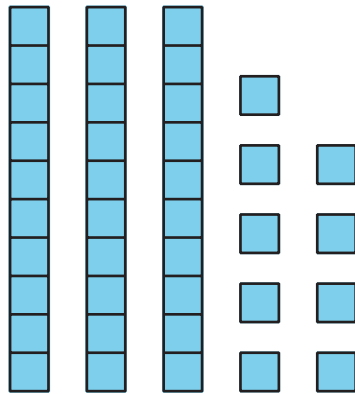
# 10.1: Write Numbers to Match Base-Ten Representations

Write the number that matches each representation.

1. 1 ten 4 ones

Number: \_\_\_\_\_

2.



Number: \_\_\_\_\_

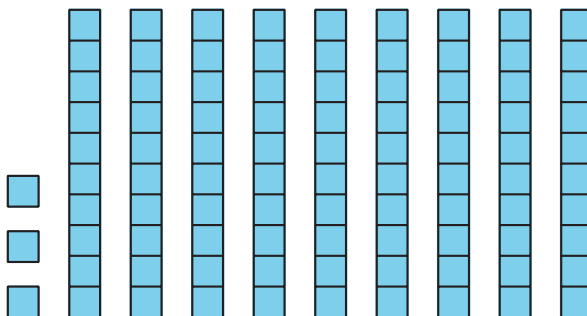
3. 9 tens

Number: \_\_\_\_\_

4.  $20 + 5$

Number: \_\_\_\_\_

5.



Number: \_\_\_\_\_

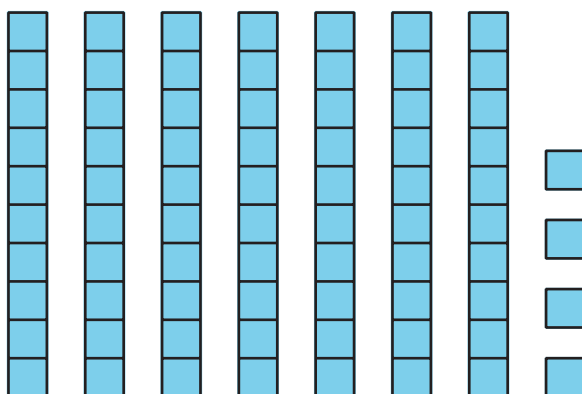
6.  $7 + 40$

Number: \_\_\_\_\_

7. 2 ones 8 tens

Number: \_\_\_\_\_

8.




Number: \_\_\_\_\_

9.  $1 + 40$

Number: \_\_\_\_\_

10.



Number: \_\_\_\_\_