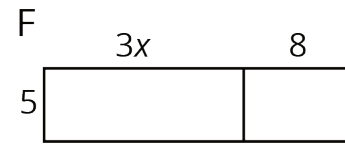
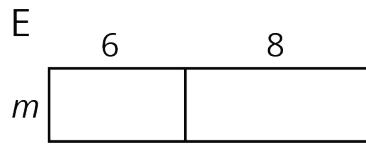
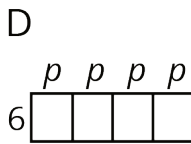
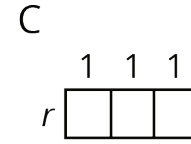
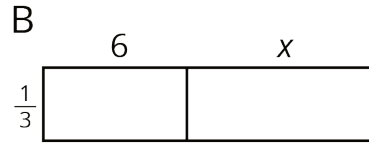
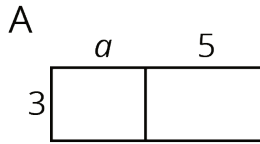


10.3: Areas of Partitioned Rectangles

For each rectangle, write expressions for the length and width and two expressions for the total area. Record them in the table. Check your expressions in each row with your group and discuss any disagreements.



rectangle	width	length	area as a product of width times length	area as a sum of the areas of the smaller rectangles
A				
B				
C				
D				
E				
F				

Are you ready for more?

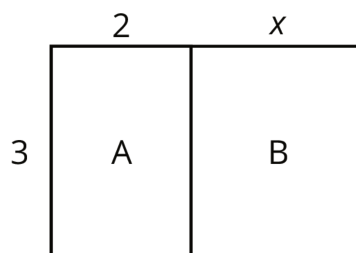
Here is an area diagram of a rectangle.

	y	z
w	A	24
x	18	72

1. Find the lengths w , x , y , and z , and the area A . All values are whole numbers.
2. Can you find another set of lengths that will work? How many possibilities are there?

Lesson 10 Summary

Here is a rectangle composed of two smaller rectangles A and B.



Based on the drawing, we can make several observations about the area of the rectangle:

- One side length of the large rectangle is 3 and the other is $2 + x$, so its area is $3(2 + x)$.
- Since the large rectangle can be decomposed into two smaller rectangles, A and B, with no overlap, the area of the large rectangle is also the sum of the areas of rectangles A and B: $3(2) + 3(x)$ or $6 + 3x$.
- Since both expressions represent the area of the large rectangle, they are equivalent to each other. $3(2 + x)$ is equivalent to $6 + 3x$.

We can see that multiplying 3 by the sum $2 + x$ is equivalent to multiplying 3 by 2 and then 3 by x and adding the two products. This relationship is an example of the *distributive property*.

$$3(2 + x) = 3 \cdot 2 + 3 \cdot x$$