

Lesson 6 Practice Problems

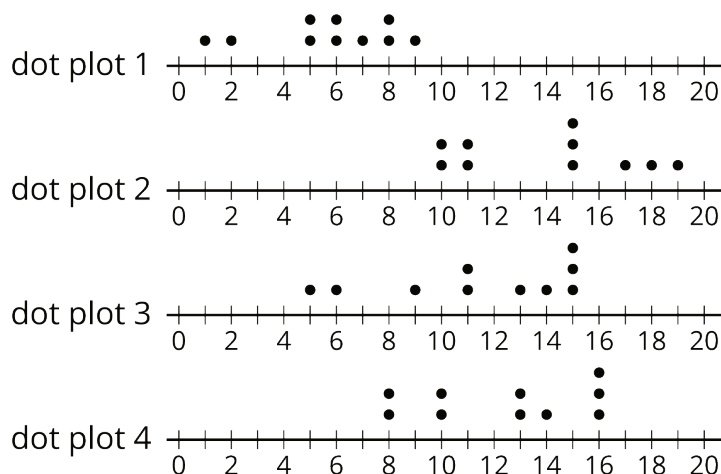
1. Here is data that shows a student's scores for 10 rounds of a video game.

130 150 120 170 130 120 160 160 190 140

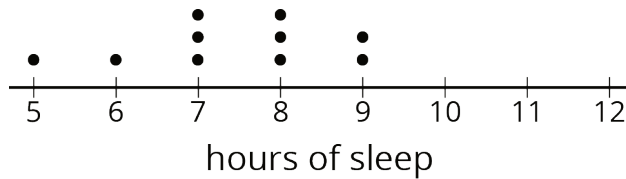
What is the median score?

- A. 125
 - B. 145
 - C. 147
 - D. 150
2. When he sorts the class's scores on the last test, the teacher notices that exactly 12 students scored better than Clare and exactly 12 students scored worse than Clare. Does this mean that Clare's score on the test is the median? Explain your reasoning.

3. The medians of the following dot plots are 6, 12, 13, and 15, but not in that order. Match each dot plot with its median.



4. Ten sixth-grade students reported the hours of sleep they get on nights before a school day. Their responses are recorded in the dot plot.



Looking at the dot plot, Lin estimated the mean number of hours of sleep to be 8.5 hours. Noah's estimate was 7.5 hours. Diego's estimate was 6.5 hours.

Which estimate do you think is best? Explain how you know.

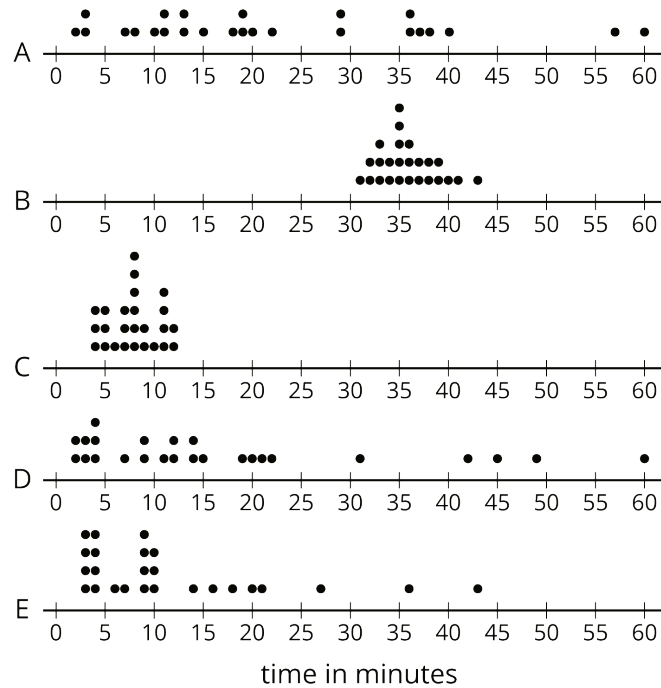
(From Unit 8, Lesson 4.)

5. In his history class, Han's homework scores are:

100 100 100 100 95 100 90 100 0

The history teacher uses the mean to calculate the grade for homework. Write an argument for Han to explain why median would be a better measure to use for his homework grades.

6. The dot plots show how much time, in minutes, students in a class took to complete each of five different tasks. Select **all** the dot plots of tasks for which the mean time is approximately equal to the median time.



7. Here is a set of coordinates. Draw and label an appropriate pair of axes and plot the points. $A = (1, 0)$, $B = (0, 0.5)$, $C = (4, 3.5)$, $D = (1.5, 0.5)$

(From Unit 7, Lesson 11.)