

Grade 2 Unit 5

Lesson 9

CC BY 2021 Illustrative Mathematics®

Unit 5 Lesson 9: Compare Numbers on the Number Line**WU Estimation Exploration: Hundreds (Warm up)**

Student Task Statement

What number could this be?



1. Record an estimate that is:

too low	about right	too high

2. Record an estimate that is:

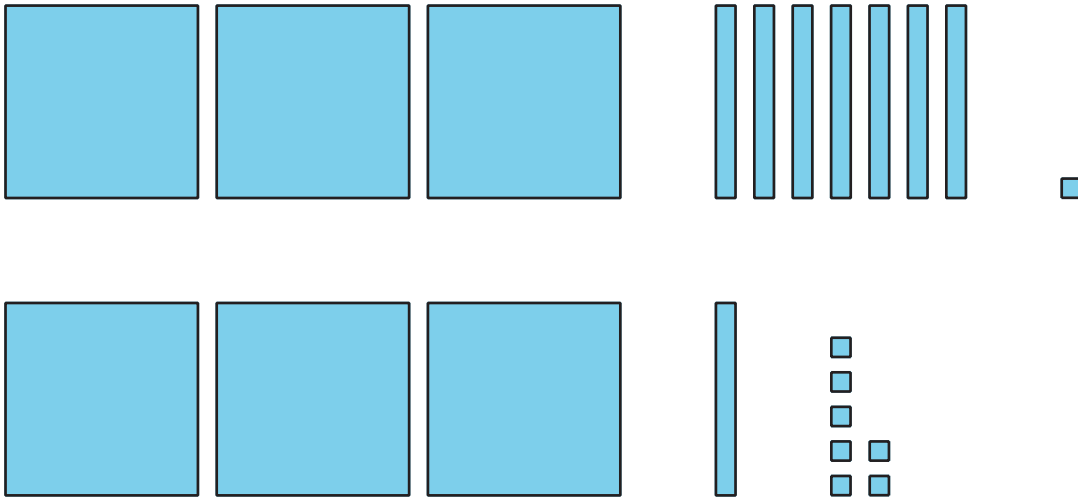
too low	about right	too high

1 Compare Comparisons

Student Task Statement

Each student compared 371 and 317, but represented their thinking in different ways.

Diego

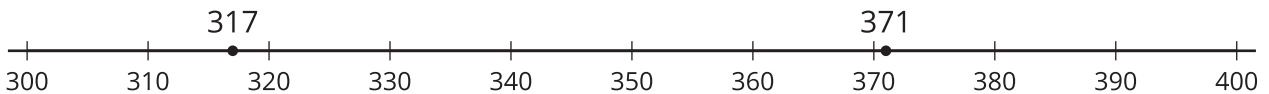


- I see 3 hundreds for each number.
- 317 only has 1 ten, but 371 has 7 tens.
- $371 > 317$

Clare

- Each has 3 hundreds.
- 371 has 7 tens, but 317 only has 1 ten.
- $317 < 371$

Jada



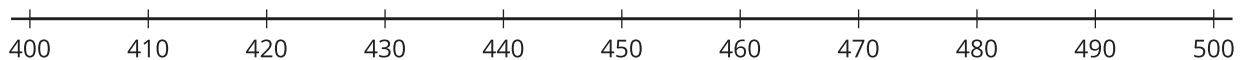
- I can see that 371 is farther to the right on my number line, so I know it is greater than 317.
- $371 > 317$

1. What is the same and different about these students' representations?

Discuss with a partner.

2. Try Jada's way.

Estimate the location of 483 and 443 on the number line. Mark each number with a point. Label the point with the number it represents.

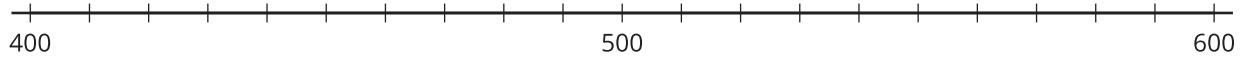


3. Use $>$, $=$, or $<$ to compare 483 and 443.

2 Compare in Different Ways

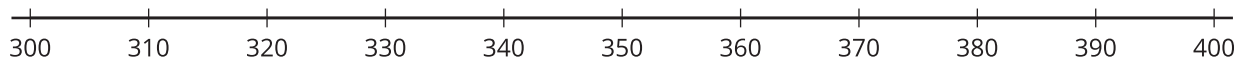
Student Task Statement

1. Locate and label 420 and 590 on the number line.



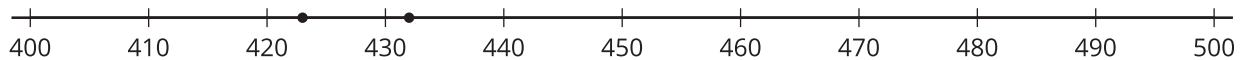


Use $<$, $>$, and $=$ to compare 420 and 590.

2. Estimate the location of 378 and 387 on the number line. Mark each number with a point. Label the point with the number it represents.



Use $<$, $>$, and $=$ to compare 378 and 387.

3. Diego and Jada compared 2 numbers. Use their work to figure out what numbers they compared. Then use $<$, $>$, and $=$ to compare the numbers.



4. Which representation was most helpful to compare the numbers? Why?

Activity Synthesis

