

Grade 2 Unit 3

Lesson 4

CC BY 2021 Illustrative Mathematics®

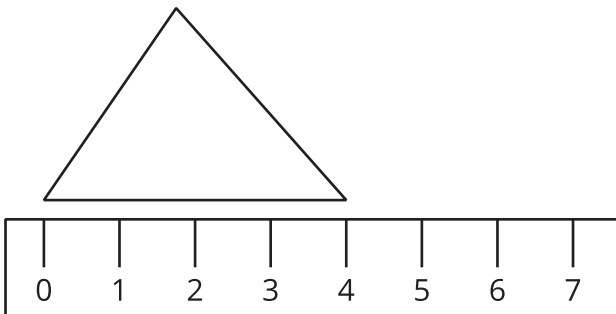
Unit 3 Lesson 4: Measure and Estimate in Centimeters

WU Which One Doesn't Belong: Length (Warm up)

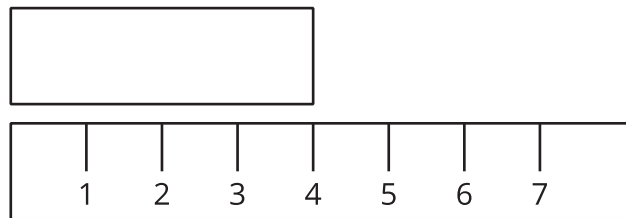
Student Task Statement

Which one doesn't belong?

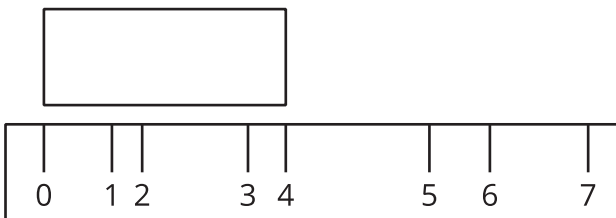
A



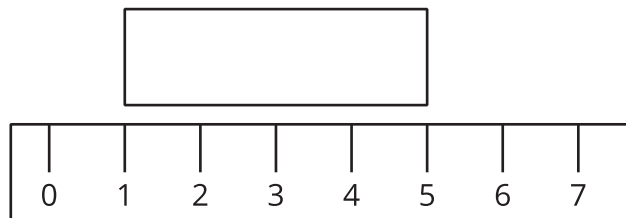
B



C




D



1 Estimate Length in Centimeters

Images for Launch





Student Task Statement

1. Record an estimate that is:

| too low | about right | too high |
|---------|-------------|----------|
| | | |

2. Record an estimate that is:

| | | |
|---------|-------------|----------|
| too low | about right | too high |
| | | |

- Record an estimate for each object on the recording sheet.
- Tell your partner why you think your estimates are “about right.”

Recording Sheet

| object | estimate | measurement |
|--------------------------|----------|-------------|
| | | |
| | | |
| | | |
| | | |
| Choose an object: | | |

2 Measure and Compare

Student Task Statement

- Measure each object on your recording sheet. Record each length in centimeters.
- Compare your measurements to your estimates.