

Lesson 9: Measure Figures Made From Prisms

- Let's find the volume of more figures.

Warm-up: Number Talk: Times Ten

Find the value of each expression mentally.

- 6×2

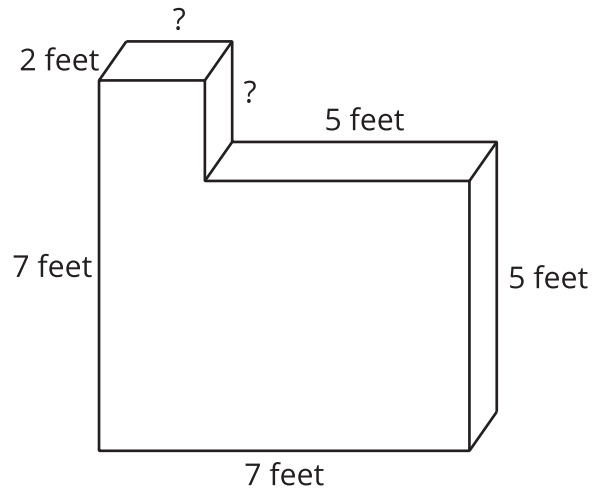
- $6 \times 2 \times 10$

- $6 \times 20 \times 10$

- $60 \times 20 \times 10$



9.1: Find the Volume of Figures



Partner A: Find the volume of Figure 1.

Partner B: Find the volume of Figure 2.

Figure 1

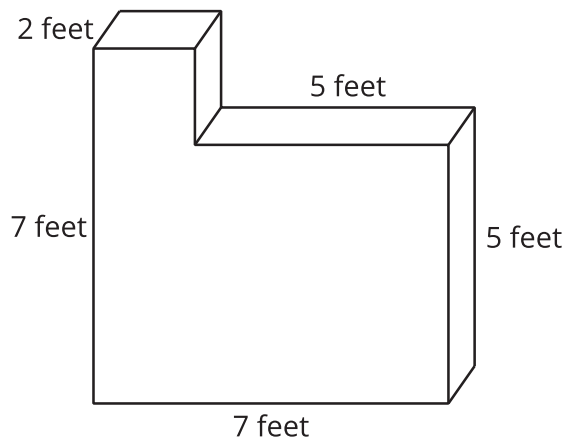
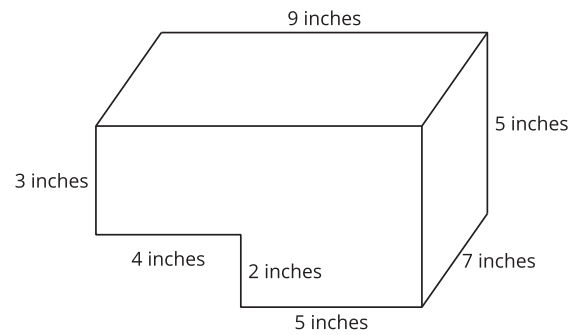



Figure 2



9.2: Expressions for the Volume of Figures

1. Explain how each expression represents the volume of the figure. Show your thinking. Organize it so it can be followed by others.

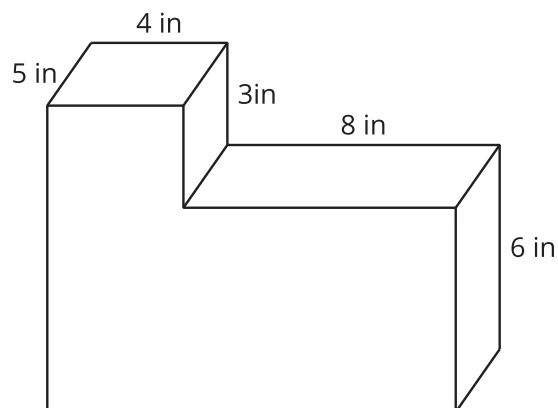
a. $((2 \times 3) \times 4) + ((3 \times 3) \times 2)$



b. $(5 \times 6) + (3 \times 4)$

2. How does each expression represent the volume of the prism? Explain or show your thinking. Organize it so it can be followed by others.

a. $(5 \times 8 \times 6) + (5 \times 4 \times 9)$ cubic inches



b. $(5 \times 4 \times 3) + (5 \times 12 \times 6)$ cubic inches