

**Grade 2 Unit 3**

Lesson 14

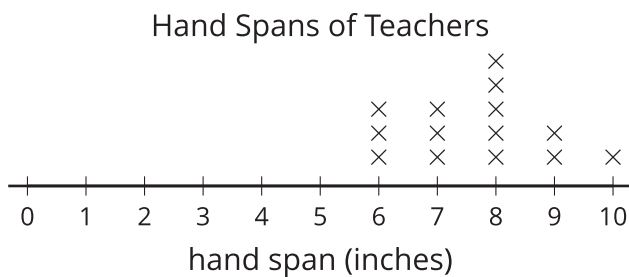
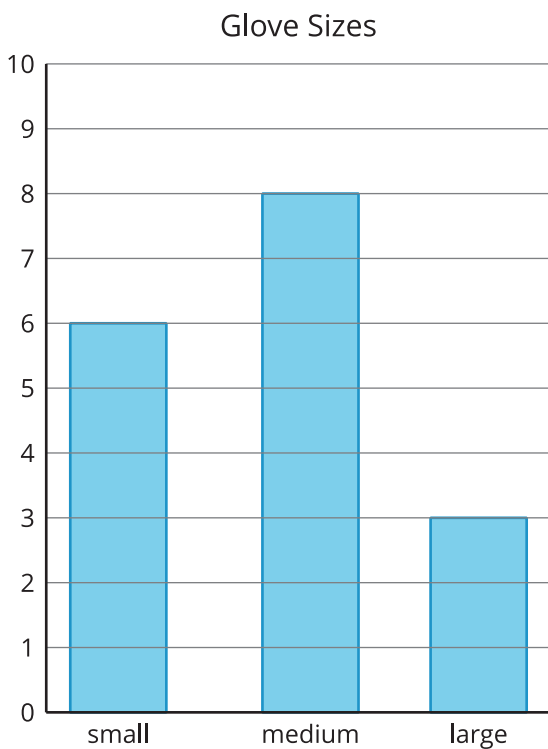
CC BY 2021 Illustrative Mathematics®

## Unit 3 Lesson 14: What is a Line Plot?

### WU Notice and Wonder: “Handy” Graphs (Warm up)

#### Student Task Statement

What do you notice? What do you wonder?



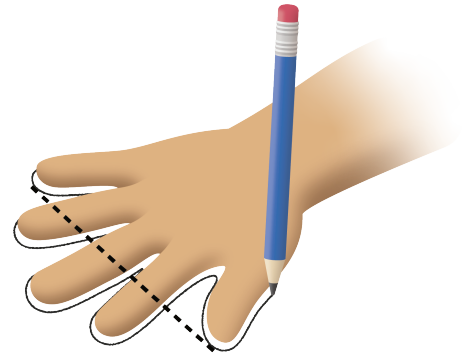
---

## 1 Measure Our Hand Spans

### Student Task Statement

1. Trace your hand. (Spread your fingers wide.)
2. Draw a line from your thumb to your pinky. This line represents your hand span. Measure the length of your hand span in inches.

My hand span is \_\_\_\_\_ inches.



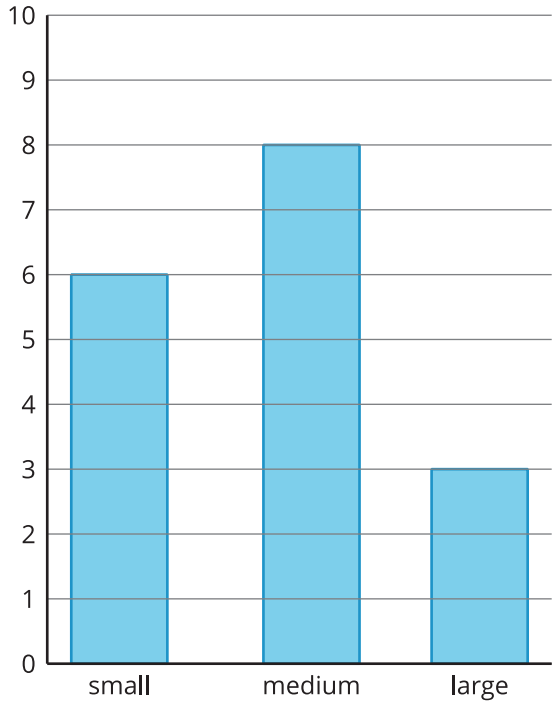
## 2 Interpret Our Numerical Data

### Student Task Statement

1. What was the longest hand span?
2. What was the shortest hand span?
3. Write another statement about our class' hand spans based on the line plot.

### Images for Activity Synthesis

Glove Sizes



Hand Spans of Teachers

