









## Lesson 16: Identify Quarters







- Let's learn about quarters and find the value of different sets of coins.

# 16.1: How Much is a Quarter Worth?

Write the names and values of the coins you know.

name	front	back	value
			
			
			
			

Complete the table so each row shows a value in cents and two different groups of coins that have that value.

coins	value in cents	coins with same value
1. 		
2. 	50¢	
3. 		
4. 		
5. 		
6.	80¢	

## 16.2: More Coins to Compare

### 1. Elena's Coins



Elena has:

quarters

dimes

nickels

pennies

How many cents? Show your thinking.

### 2. Tyler's Coins



Tyler has:

quarters

dimes

nickels

pennies

How many cents? Show your thinking.

3. Make your own set of coins with a value of 97¢.

I used:

quarters

dimes

nickels

pennies

4. Make your own set of coins with a value of 66¢. Use the fewest number of coins possible.

I used:

quarters

dimes

nickels

pennies