

Kínder Unidad 7

Lección 4

CC BY 2021 Illustrative Mathematics®

Unit 7 Lesson 4: Rompecabezas de fichas geométricas y ecuaciones

WUCuál es diferente: Ecuaciones (Warm up)

Student Task Statement

¿Cuál es diferente?

A

$$3 + 3 = 6$$

C

$$4 + 3 = 7$$

B

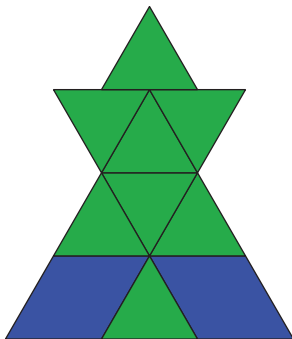
$$6 = 4 + 2$$

D

$$4 + 2 = 6$$

1 Asociemos ecuaciones con rompecabezas de fichas geométricas

Student Task Statement



$$8 = 4 + 4$$

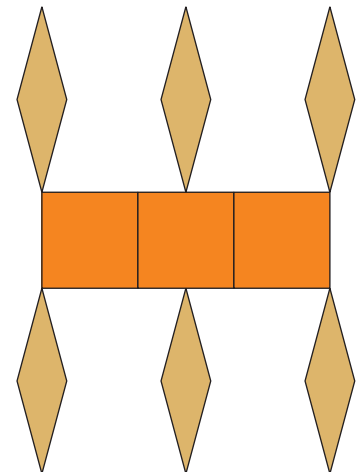
$$6 + 1 = 7$$

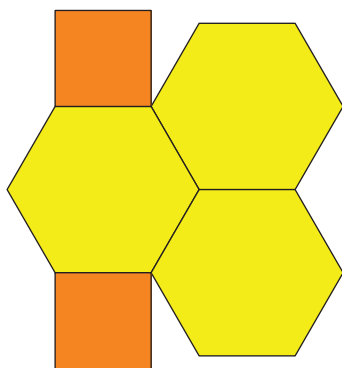
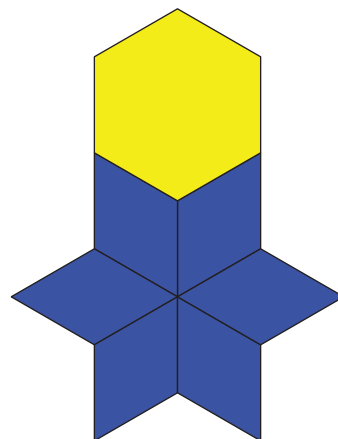
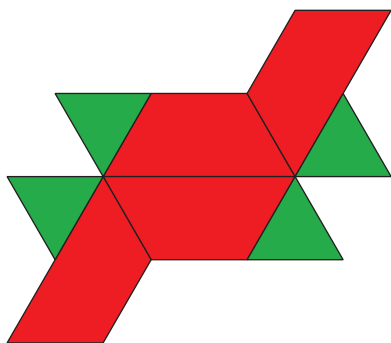
$$10 = 2 + 8$$

$$7 = 6 + 1$$

$$2 + 3 = 5$$

$$9 = 6 + 3$$





2 Armemos figuras para representar ecuaciones

Student Task Statement

$$4 = 1 + 3$$

$$10 + 0 = 10$$

$$5 + 4 = 9$$

$$8 = 2 + 6$$

$$3 + 3 = 6$$

$$7 = 2 + 5$$


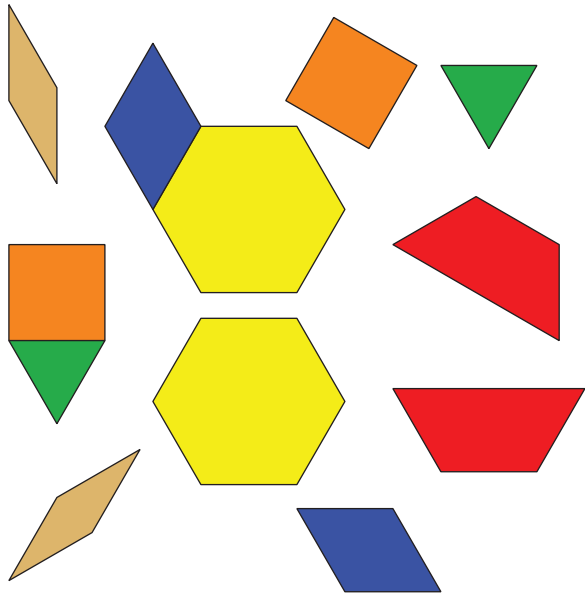
3 Centros: Momento de escoger

Student Task Statement


Escoge un centro.

Fichas geométricas

Bloques sólidos geométricos



Agarra y cuenta



Encuentra la pareja

