

Kínder Unidad 3

Lección 9

CC BY 2021 Illustrative Mathematics®

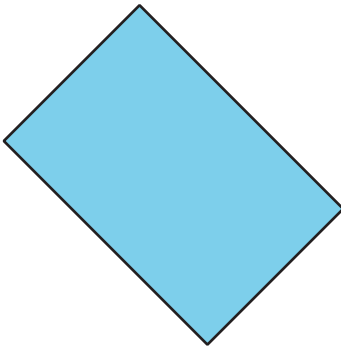
Unit 3 Lesson 9: Las figuras están en todas partes

WU Cuál es diferente: Rectángulos, cuadrados y triángulos (Warm up)

Student Task Statement

¿Cuál es diferente?

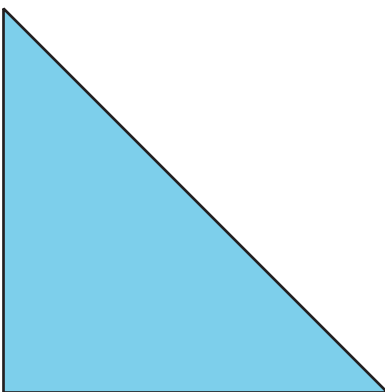
A




B



C

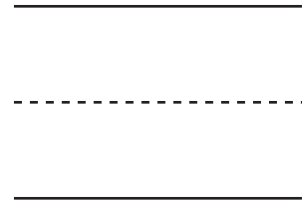

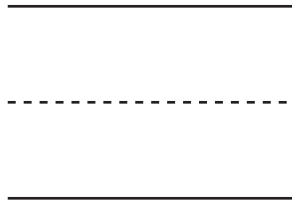

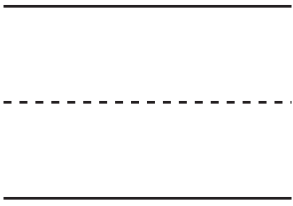
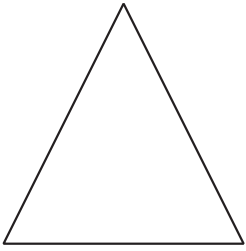


D



1 Recorrido de figuras por la escuela

Student Task Statement



Síntesis:




Activity Synthesis



2 Hagamos la figura

Student Task Statement



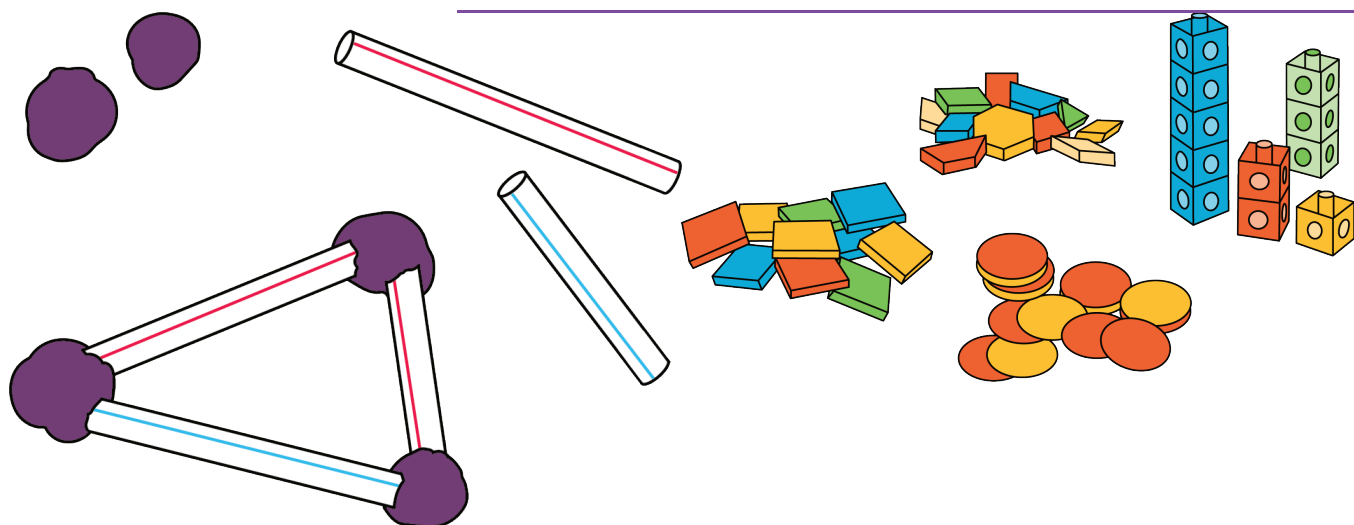
3 Centros: Momento de escoger

Student Task Statement

Escoge un centro.

Construye figuras

Contar colecciones



Cuál es

Libros de imágenes



Bingo

Revuelve y saca

