
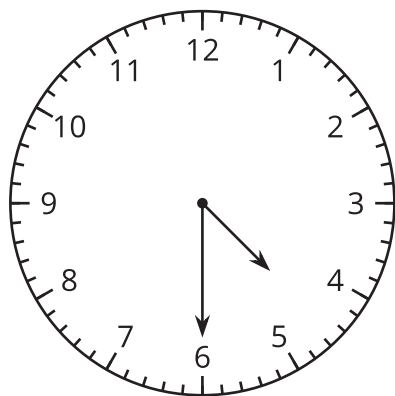


Lesson 11: Tell Time with Halves and Quarters

- Let's tell time with halves and quarters.

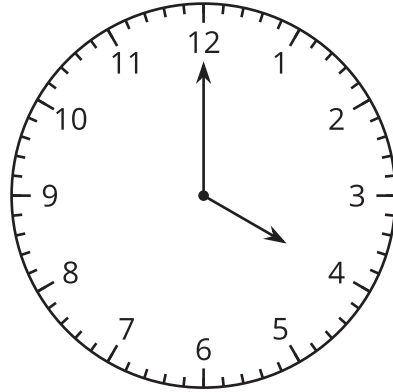
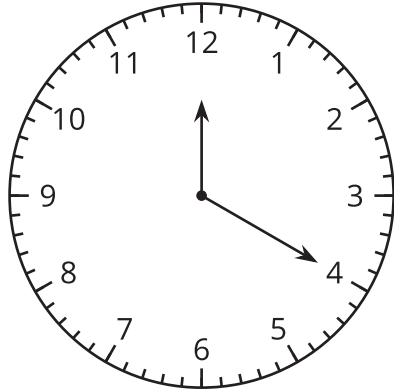
Warm-up: What Do You Know About Ways to Tell Time?



What do you know about ways to tell time? What words do you use to talk about time?

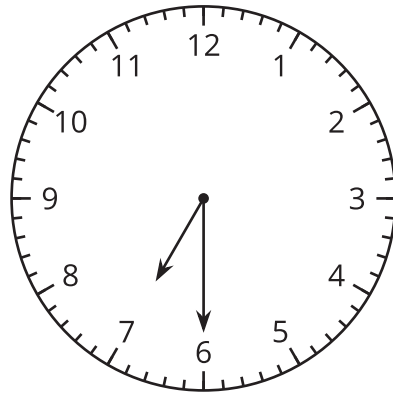
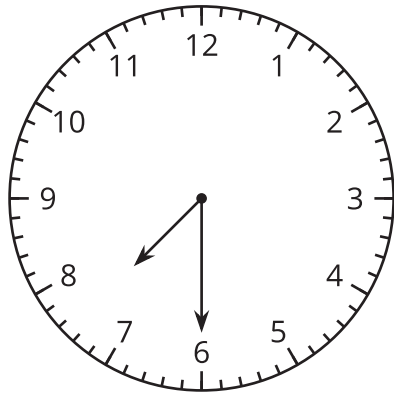
11.1: Tell Time to the Hour and Half-hour

1. Circle the clock that shows 4 o'clock.



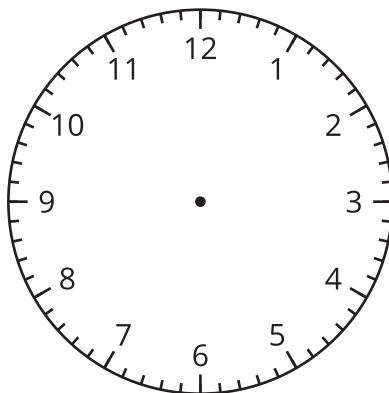
Why doesn't the other clock show 4 o'clock?

2. Circle the clock that shows half past 7.

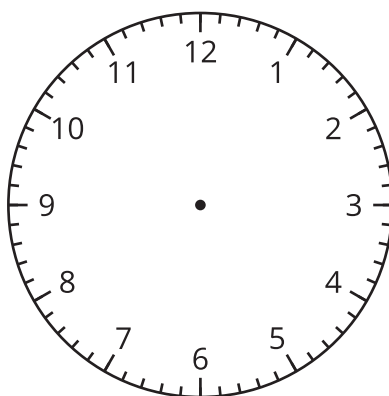


Why doesn't the other clock show half past 7?

3. Draw the hands on the clock to show 10:00.



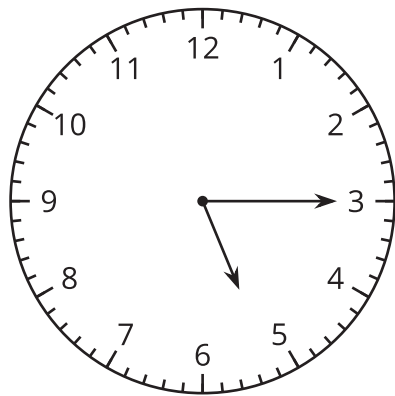
4. Draw the hands on the clock to show 1:30.



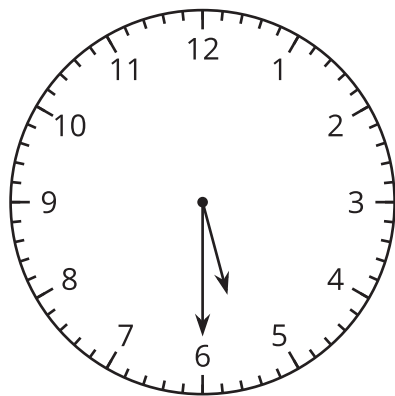
11.2: Card Sort: Halves and Quarters

- Find matching sets of cards. Each set should have 3 cards. Be prepared to explain why they match.
- Write the time shown on each clock using the words half past, quarter past, or quarter till.

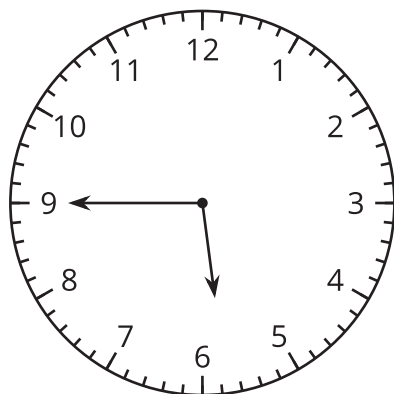
a.



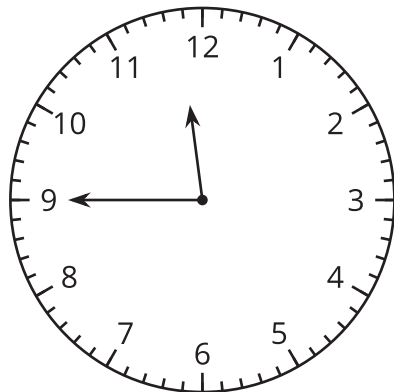
b.



c.



d.



e.

