

Grade 3 Unit 7

Lesson 6


CC BY 2021 Illustrative Mathematics®

Unit 7 Lesson 6: Distance Around Shapes

WU Notice and Wonder: Paper Clips & Shapes (Warm up)

Student Task Statement

What do you notice? What do you wonder?



1 What Does It Take to Build the Shapes?

Student Task Statement

Your teacher will give you four shapes on paper and some paper clips.

Work with your group to find out which shape takes the most paper clips to build. Explain or show how you know. Record your findings here. Draw sketches if they are helpful.

A

B

C

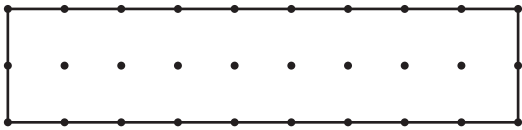
D

2 Distance Around

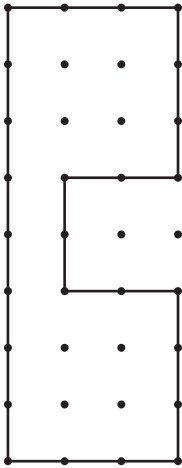
Student Task Statement

Find the perimeter of each shape. Explain or show your reasoning.

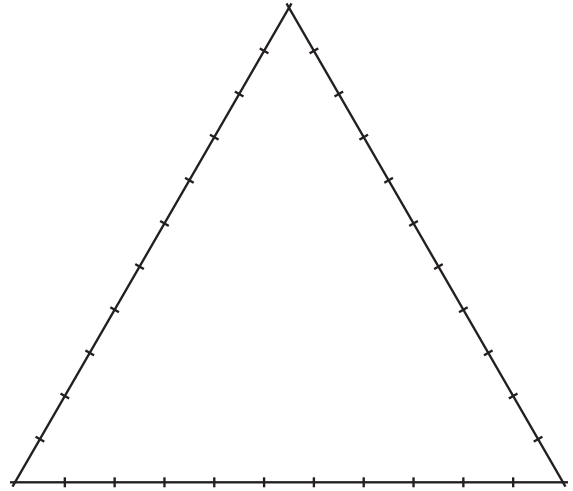
A



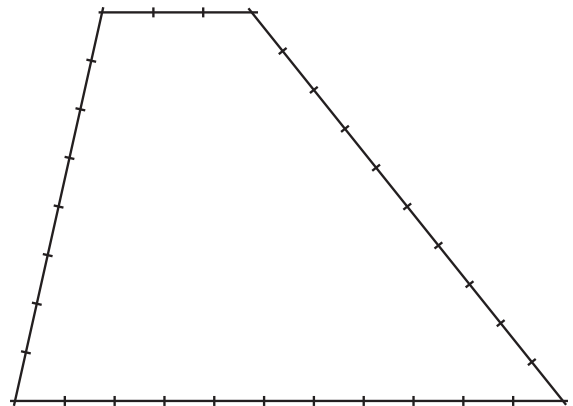
B



C



D



E

