

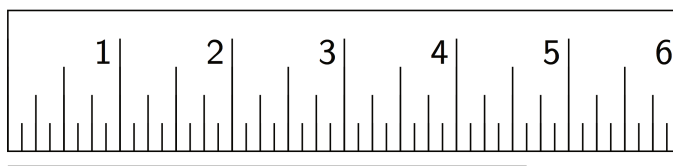
Lesson 6: No Bending or Stretching

Let's compare measurements before and after translations, rotations, and reflections.

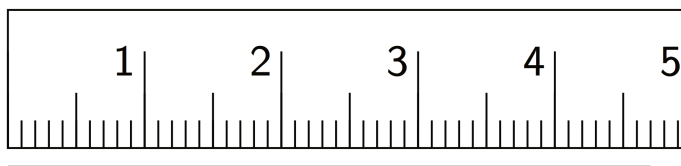
6.1: Measuring Segments

For each question, the unit is represented by the large tick marks with whole numbers.

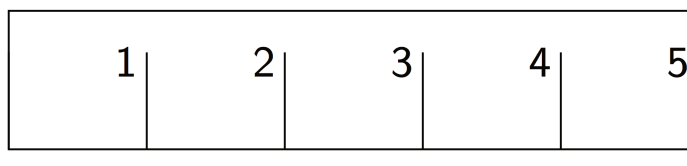
1. Find the length of this segment to the nearest $\frac{1}{8}$ of a unit.



2. Find the length of this segment to the nearest 0.1 of a unit.



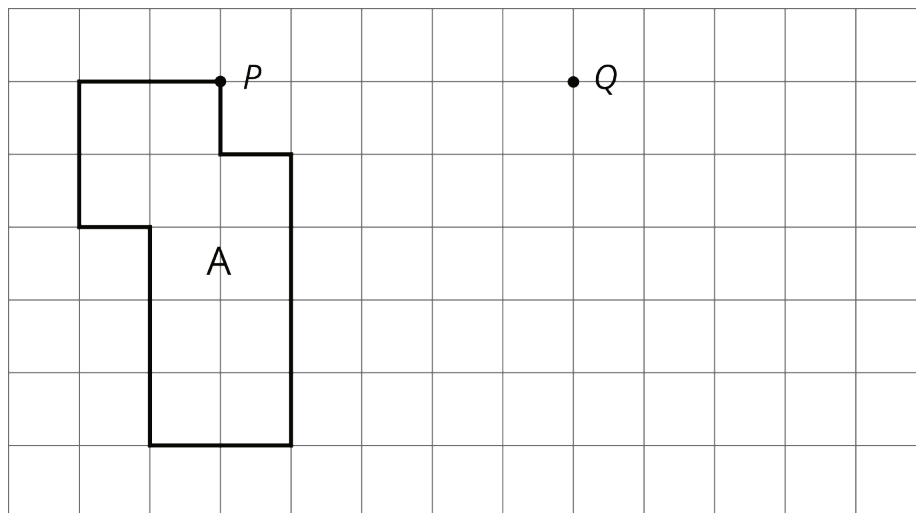
3. Estimate the length of this segment to the nearest $\frac{1}{8}$ of a unit.



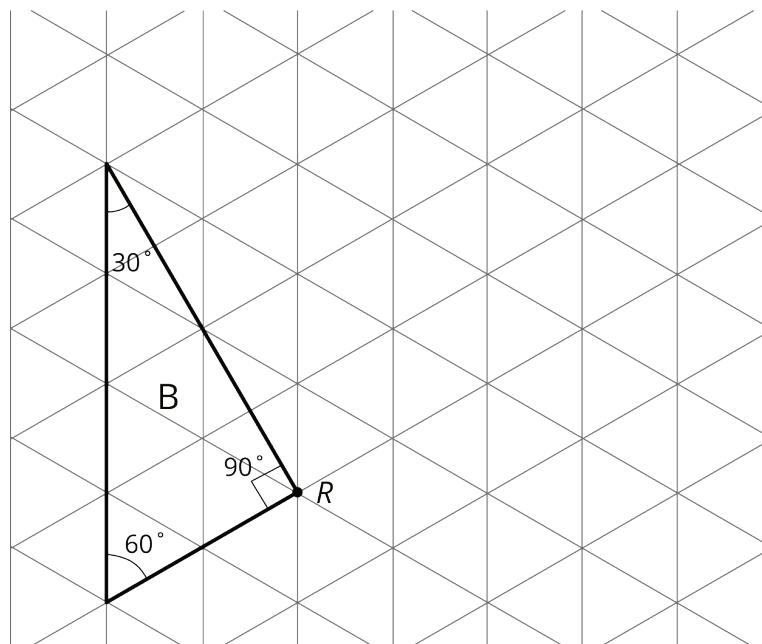
4. Estimate the length of the segment in the prior question to the nearest 0.1 of a unit.

6.2: Sides and Angles

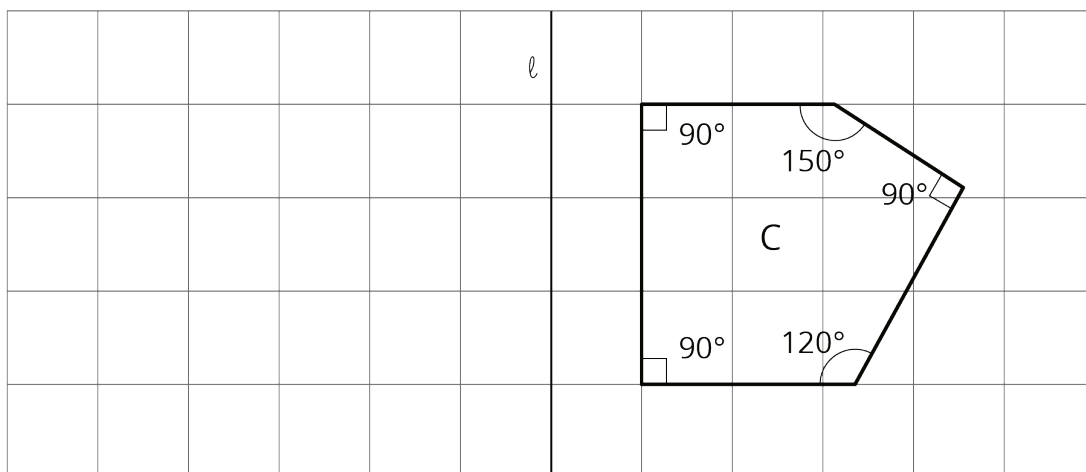
1. Translate Polygon A so point P goes to point Q . In the image, write the length of each side, in grid units, next to the side.



2. Rotate Triangle B 90 degrees clockwise using R as the center of rotation. In the image, write the measure of each angle in its interior.

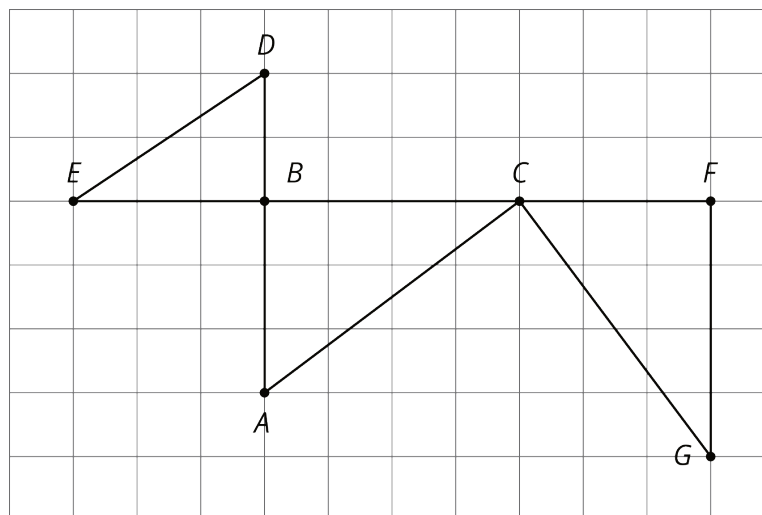


3. Reflect Pentagon C across line ℓ .
 - a. In the image, write the length of each side, in grid units, next to the side. You may need to make your own ruler with tracing paper or a blank index card.
 - b. In the image, write the measure of each angle in the interior.



6.3: Which One?

Here is a grid showing triangle ABC and two other triangles.




You can use a **rigid transformation** to take triangle ABC to *one* of the other triangles.

1. Which one? Explain how you know.
2. Describe a rigid transformation that takes ABC to the triangle you selected.

Are you ready for more?

A square is made up of an L-shaped region and three transformations of the region. If the perimeter of the square is 40 units, what is the perimeter of each L-shaped region?

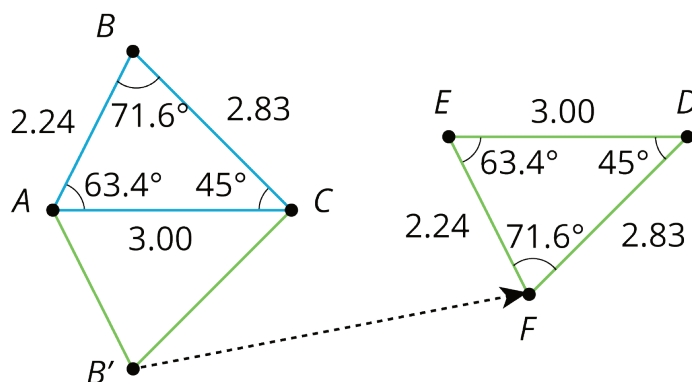


Lesson 6 Summary

The transformations we've learned about so far, translations, rotations, reflections, and sequences of these motions, are all examples of **rigid transformations**. A rigid transformation is a move that doesn't change measurements on any figure.

Earlier, we learned that a figure and its image have corresponding points. With a rigid transformation, figures like polygons also have **corresponding** sides and corresponding angles. These corresponding parts have the same measurements.

For example, triangle EFD was made by reflecting triangle ABC across a horizontal line, then translating. Corresponding sides have the same lengths, and corresponding angles have the same measures.



measurements in triangle ABC	corresponding measurements in image EFD
$AB = 2.24$	$EF = 2.24$
$BC = 2.83$	$FD = 2.83$
$CA = 3.00$	$DE = 3.00$
$m\angle ABC = 71.6^\circ$	$m\angle EFD = 71.6^\circ$
$m\angle BCA = 45.0^\circ$	$m\angle FDE = 45.0^\circ$
$m\angle CAB = 63.4^\circ$	$m\angle DEF = 63.4^\circ$