

Grade 3 Unit 2

Lesson 9


CC BY 2021 Illustrative Mathematics®

Unit 2 Lesson 9: Measure to Find the Area

WU Notice and Wonder: Groups and Arrays (Warm up)

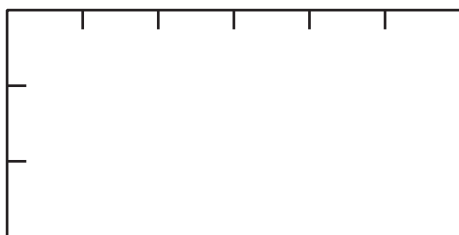
Student Task Statement

What do you notice? What do you wonder?



1 Measure to Find Area

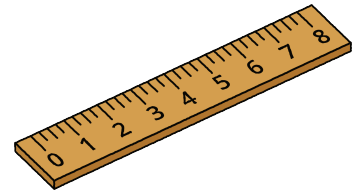
Images for Launch






Student Task Statement


Use a ruler to measure the rectangles. Then, calculate the area of the rectangles in square centimeters.



A



C



B



2 Create a Rectangle

Student Task Statement

Your teacher will give you some tape. Use it to create a rectangle with your assigned area.

- Area 1: 4 square feet
- Area 2: 6 square feet

- Area 3: 9 square feet
 - Area 4: 10 square feet
 - Area 5: 12 square feet
 - Area 6: 16 square feet
-