

Kínder Unidad 8

Lección 21

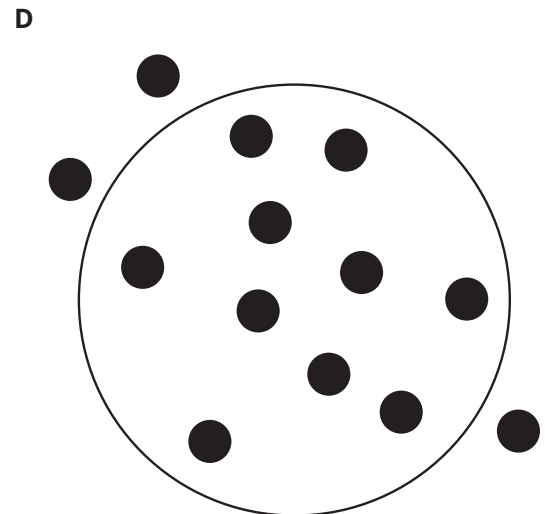

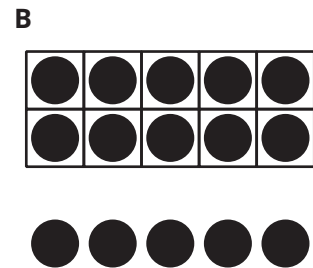
CC BY 2021 Illustrative Mathematics®

Unit 8 Lesson 21: Compongamos y descompongamos números del 11 al 19

WU Cuál es diferente: Números del 11 al 20 (Warm up)

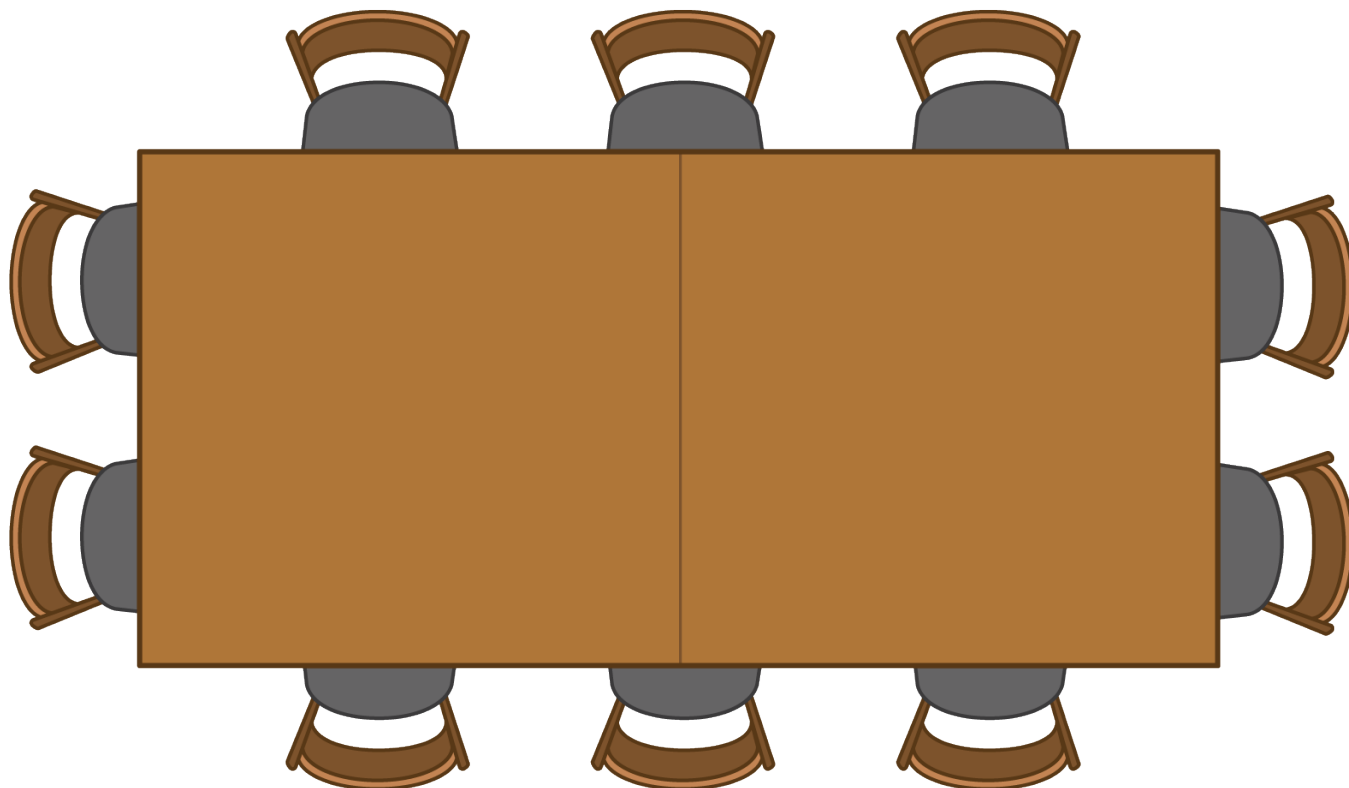
Student Task Statement

¿Cuál es diferente?



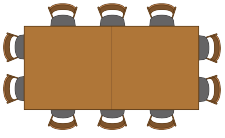
1 ¿Dónde se van a sentar?

Student Task Statement



1.

2

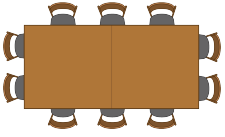


+



=

2.

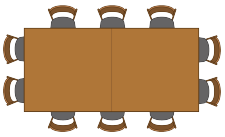


+



=

3.

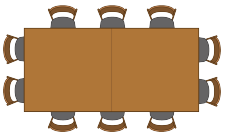


+



=

4.

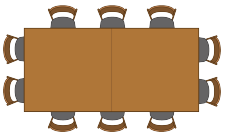


+



=

5.

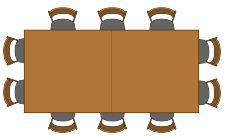


+



=

6.



+



=

2 Terminemos las ecuaciones (Optional)

Student Task Statement

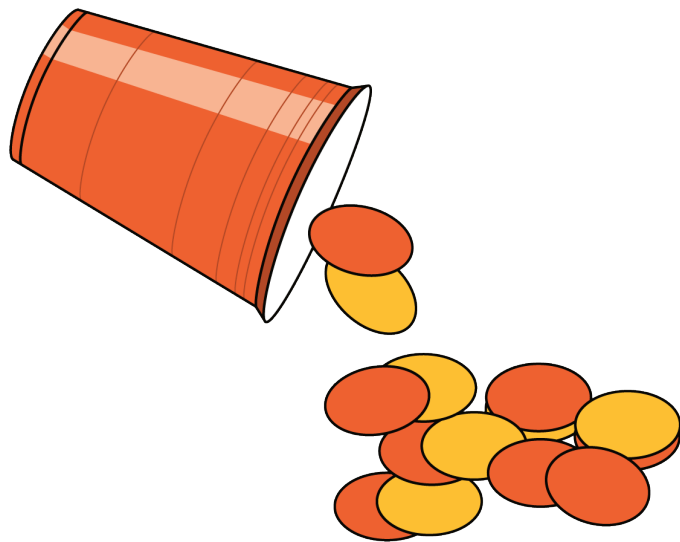
- $17 = 10 + \underline{\quad}$
- $19 = \underline{\quad} + 9$
- $10 + \underline{\quad} = 14$
- $\underline{\quad} + 2 = 12$
- $11 = \underline{\quad} + 1$
- $15 = 10 + \underline{\quad}$

3 Centros: Momento de escoger


Student Task Statement

Escoge un centro.


Revuelve y saca




Carrera con números



Agarra y cuenta



¿Qué hay a mis espaldas?



Fichas geométricas

