

Grade 2 Unit 1

Lesson 13

CC BY 2021 Illustrative Mathematics®

Unit 1 Lesson 13: Use Bar Graphs to Compare

WU True or False: Make Ten with 9 (Warm up)

Student Task Statement

Decide if each statement is true or false. Be prepared to explain your reasoning.

- $9 + 4 = 9 + 1 + 3$
- $9 + 4 = 10 + 3$
- $9 + 5 = 10 + 6$

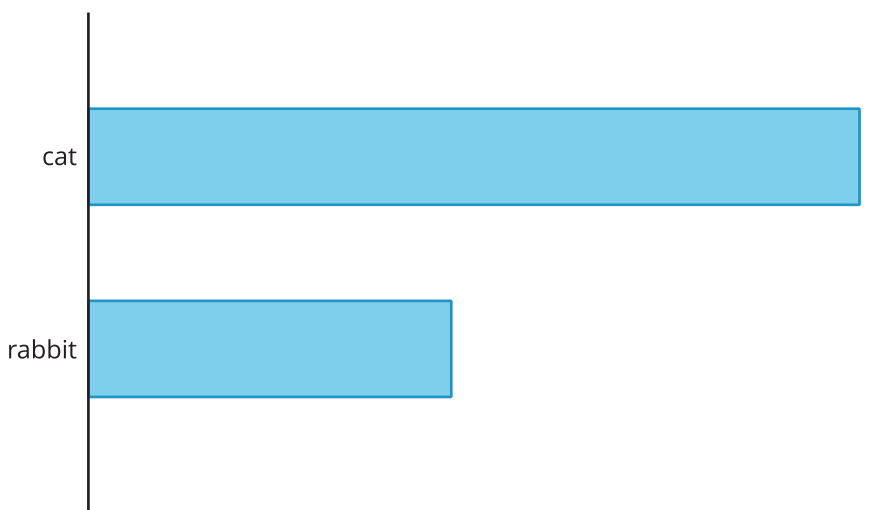
1 What's the Difference?

Student Task Statement

A group of third grade students were asked, "What pets do you have?" Their responses are shown in the bar graph.

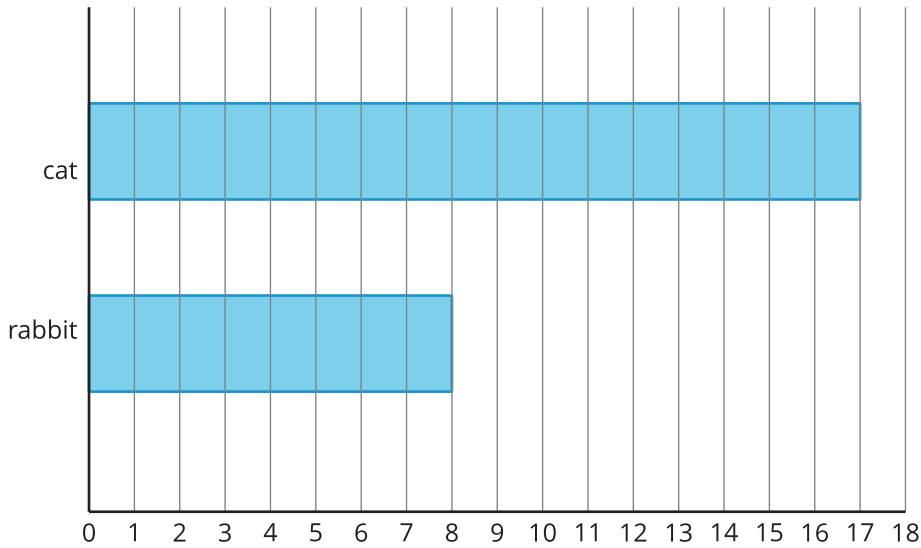
What do you notice? What do you wonder?

Third Grade Family Pets



Their responses are also shown in this bar graph.

Third Grade Family Pets



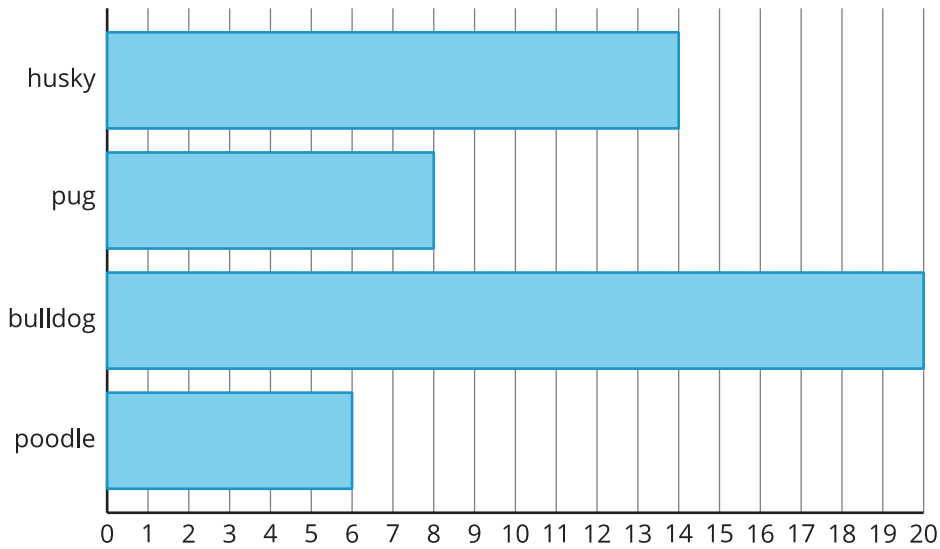
How many more students have cats than have rabbits? Show two ways to find the difference.

2 Dogs in the Park

Student Task Statement

Kiran and Lin counted the types of dogs they saw in a park. Their data is shown in the bar graph.

Dogs in the Park



1. Make this statement true: There are more _____ than _____.
2. Write an addition and a subtraction equation to show how many more.
3. Make this statement true: There are fewer _____

_____ than _____.

4. Write an addition and subtraction equation to show how many fewer.

Images for Activity Synthesis

Dogs in the Park

