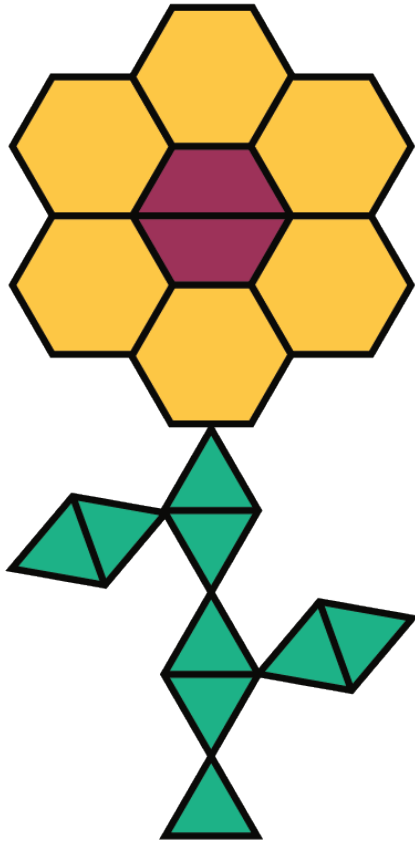


Unit 2 Lesson 2: Mixtures

1 Flower Pattern (Warm up)

Student Task Statement

This flower is made up of yellow hexagons, red trapezoids, and green triangles.

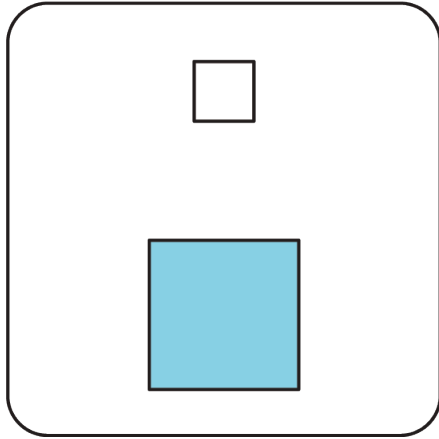


1. Write sentences to describe the ratios of the shapes that make up this pattern.
2. How many of each shape would be in two copies of this flower pattern?

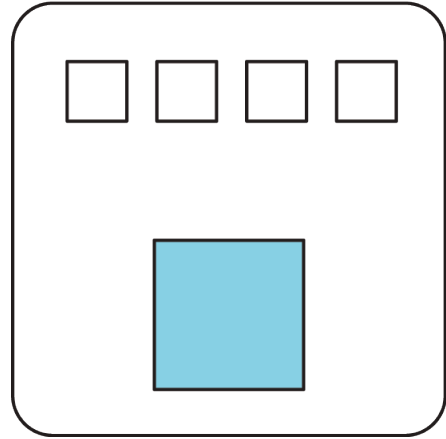
2 Powdered Drink Mix

Images for Launch

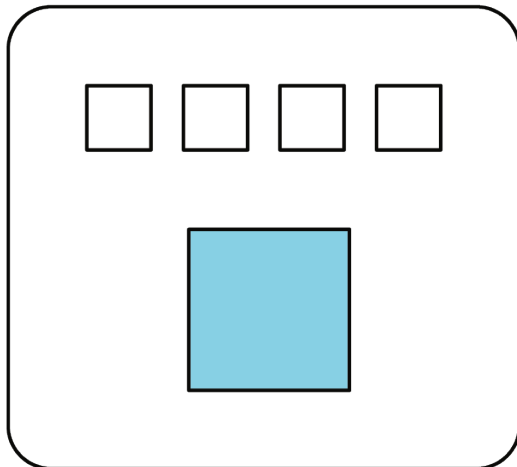
A



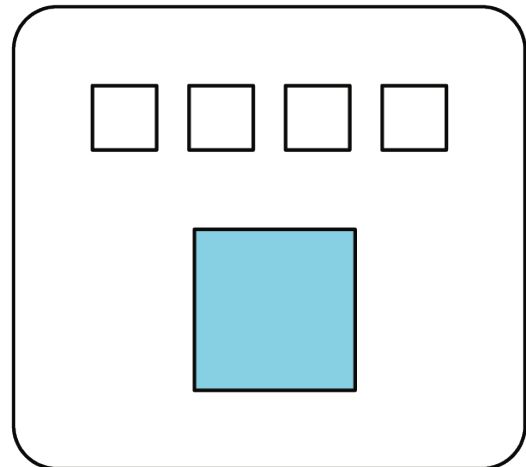
B



A



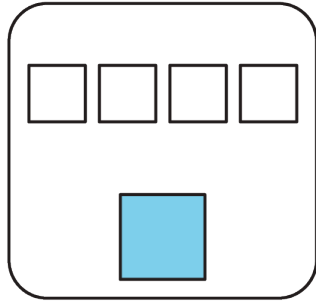
B



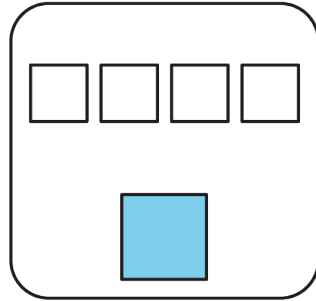
Student Task Statement

Here are diagrams representing three mixtures of powdered drink mix and water:

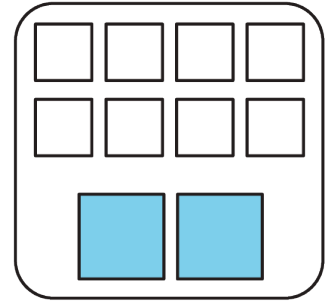
A




B



C



Key:  = 1 teaspoon drink mix

 = 1 cup water

1. How would the taste of Mixture A compare to the taste of Mixture B?
2. Use the diagrams to complete each statement:
 - a. Mixture B uses ____ cups of water and ____ teaspoons of drink mix. The ratio of cups of water to teaspoons of drink mix in Mixture B is _____.
 - b. Mixture C uses ____ cups of water and ____ teaspoons of drink mix. The ratio of cups of water to teaspoons of drink mix in Mixture C is _____.
3. How would the taste of Mixture B compare to the taste of Mixture C?

3 Batches of Cookies

Student Task Statement

A recipe for one batch of cookies calls for 5 cups of flour and 2 teaspoons of vanilla.

1. Draw a diagram that shows the amount of flour and vanilla needed for *two* batches of cookies.
2. How many batches can you make with 15 cups of flour and 6 teaspoons of vanilla? Show the additional batches by adding more ingredients to your diagram.
3. How much flour and vanilla would you need for 5 batches of cookies?
4. Whether the ratio of cups of flour to teaspoons of vanilla is $5 : 2$, $10 : 4$, or $15 : 6$, the recipes would make cookies that taste the same. We call these **equivalent ratios**.
 - a. Find another ratio of cups of flour to teaspoons of vanilla that is equivalent to these ratios.
 - b. How many batches can you make using this new ratio of ingredients?