

## Kínder Unidad 8

Lección 16

CC BY 2021 Illustrative Mathematics®

## Unit 8 Lesson 16: Partes que forman 5

### WU Cuántos ves: Sumemos y restemos (Warm up)

#### Student Task Statement

¿Cuántos ves?

¿Cómo lo sabes?, ¿qué ves?



### 1 Retomemos “Revuelve y saca: Cubre”

#### Student Task Statement

Pon 3, 4 o 5 fichas en el vaso.

Revuelve y saca las fichas.

Esconde algunas de las fichas debajo del vaso.

Descifra cuántas fichas están escondidas.

Escribe una expresión.

---

## 2 El valor desconocido (Optional)

### Student Task Statement

Escribe la parte desconocida de cada ecuación.

$3 - \underline{\quad} = 2$

$2 + \underline{\quad} = 2$

$5 - \underline{\quad} = 2$

$1 + \underline{\quad} = 2$

$5 - \underline{\quad} = 3$

$2 + \underline{\quad} = 3$

$4 - \underline{\quad} = 3$

$0 + \underline{\quad} = 3$

$5 - \underline{\quad} = 4$

$3 + \underline{\quad} = 4$

$4 - \underline{\quad} = 4$

$2 + \underline{\quad} = 4$

$1 + \underline{\quad} = 5$

$4 + \underline{\quad} = 5$

$5 - \underline{\quad} = 5$

$3 + \underline{\quad} = 5$

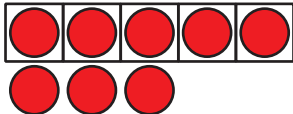
## 3 Centros: Momento de escoger




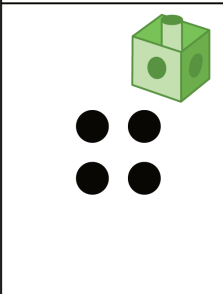




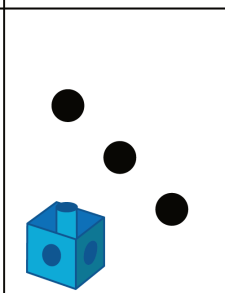
### Student Task Statement

Escoge un centro.







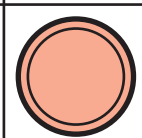
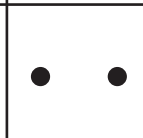



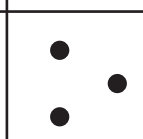

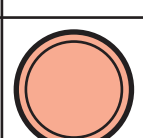

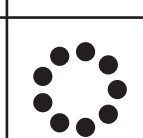
Tableros de 5

Lanza y suma




Bingo

Bloques sólidos geométricos



Encuentra el valor de expresiones

---

 $3+5$   $7-5$