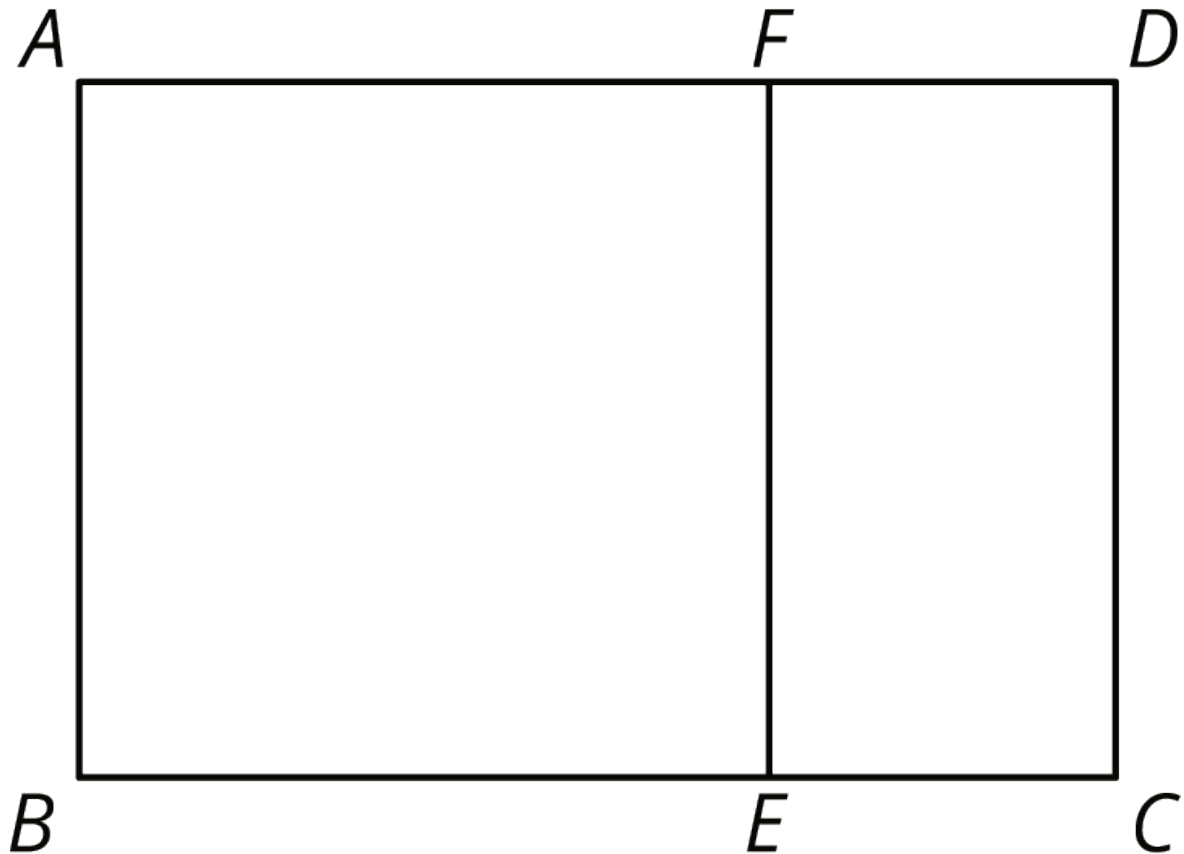


Unit 9 Lesson 3: Rectangle Madness

1 Squares in Rectangles (Optional)

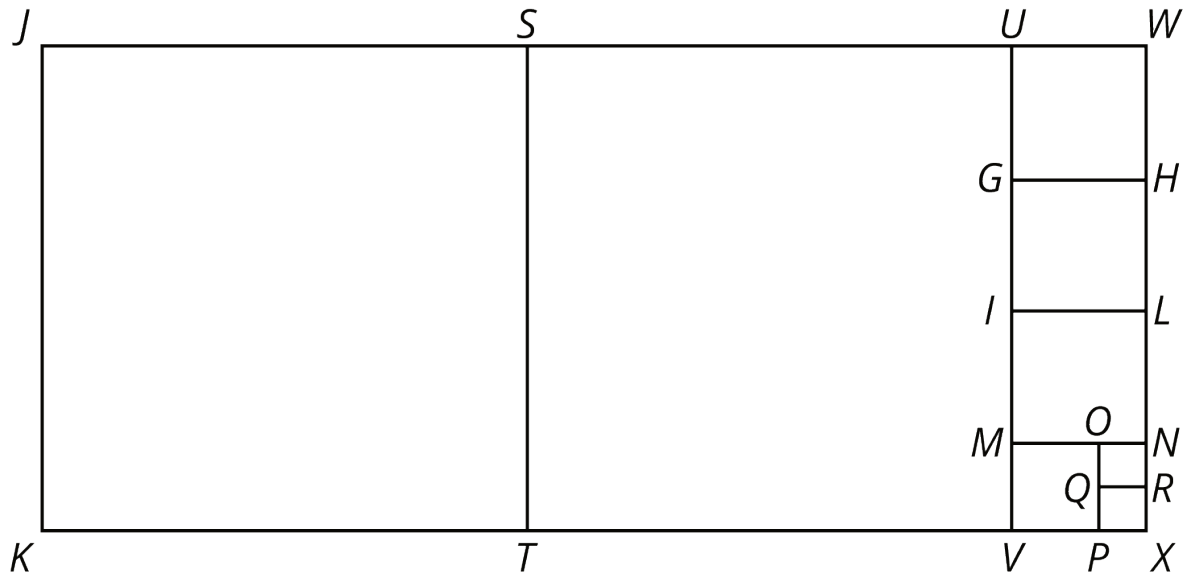
Student Task Statement

1. Rectangle $ABCD$ is not a square. Rectangle $ABEF$ is a square.




- a. Suppose segment AF were 5 units long and segment FD were 2 units long. How long would segment AD be?
- b. Suppose segment BC were 10 units long and segment BE were 6 units long. How long would segment EC be?
- c. Suppose segment AF were 12 units long and segment FD were 5 units long. How long would segment FE be?
- d. Suppose segment AD were 9 units long and segment AB were 5 units long. How long would segment FD be?

2. Rectangle $JKXW$ has been decomposed into squares.



Segment JK is 33 units long and segment JW is 75 units long. Find the areas of all of the squares in the diagram.

3. Rectangle $ABCD$ is 16 units by 5 units.



- In the diagram, draw a line segment that decomposes $ABCD$ into two regions: a square that is the largest possible and a new rectangle.
- Draw another line segment that decomposes the *new* rectangle into two regions: a square that is the largest possible and another new rectangle.
- Keep going until rectangle $ABCD$ is entirely decomposed into squares.

d. List the side lengths of all the squares in your diagram.

2 More Rectangles, More Squares (Optional)

Student Task Statement

1. Draw a rectangle that is 21 units by 6 units.
 - a. In your rectangle, draw a line segment that decomposes the rectangle into a new rectangle and a square that is as large as possible. Continue until the diagram shows that your original rectangle has been entirely decomposed into squares.
 - b. How many squares of each size are in your diagram?
 - c. What is the side length of the smallest square?
2. Draw a rectangle that is 28 units by 12 units.
 - a. In your rectangle, draw a line segment that decomposes the rectangle into a new rectangle and a square that is as large as possible. Continue until the diagram shows that your original rectangle has been decomposed into squares.
 - b. How many squares of each size are in your diagram?
 - c. What is the side length of the smallest square?

3. Write each of these fractions as a mixed number with the smallest possible numerator and denominator:

a. $\frac{16}{5}$

b. $\frac{21}{6}$

c. $\frac{28}{12}$

4. What do the fraction problems have to do with the previous rectangle decomposition problems?

3 Finding Equivalent Fractions (Optional)

Student Task Statement

1. Accurately draw a rectangle that is 9 units by 4 units.
 - a. In your rectangle, draw a line segment that decomposes the rectangle into a new rectangle and a square that is as large as possible. Continue until your original rectangle has been entirely decomposed into squares.
 - b. How many squares of each size are there?
 - c. What are the side lengths of the last square you drew?
 - d. Write $\frac{9}{4}$ as a mixed number.

2. Accurately draw a rectangle that is 27 units by 12 units.
 - a. In your rectangle, draw a line segment that decomposes the rectangle into a new rectangle and a square that is as large as possible. Continue until your original rectangle has been entirely decomposed into squares.
 - b. How many squares of each size are there?
 - c. What are the side lengths of the last square you drew?
 - d. Write $\frac{27}{12}$ as a mixed number.
 - e. Compare the diagram you drew for this problem and the one for the previous problem. How are they the same? How are they different?

3. What is the greatest common factor of 9 and 4? What is the greatest common factor of 27 and 12? What does this have to do with your diagrams of decomposed rectangles?

4 It's All About Fractions (Optional)

Student Task Statement

1. Accurately draw a 37-by-16 rectangle. (Use graph paper, if possible.)
 - a. In your rectangle, draw a line segment that decomposes the rectangle into a new rectangle and a square that is as large as possible. Continue until your original rectangle has been entirely decomposed into squares.
 - b. How many squares of each size are there?
 - c. What are the dimensions of the last square you drew?
 - d. What does this have to do with $2 + \frac{1}{3 + \frac{1}{5}}$?

2. Consider a 52-by-15 rectangle.

a. In your rectangle, draw a line segment that decomposes the rectangle into a new rectangle and a square that is as large as possible. Continue until your original rectangle has been entirely decomposed into squares.

b. Write a fraction equal to this expression: $3 + \frac{1}{2 + \frac{1}{7}}$.

c. Notice some connections between the rectangle and the fraction.

d. What is the greatest common factor of 52 and 15?

3. Consider a 98-by-21 rectangle.

a. In your rectangle, draw a line segment that decomposes the rectangle into a new rectangle and a square that is as large as possible. Continue until your original rectangle has been entirely decomposed into squares.

b. Write a fraction equal to this expression: $4 + \frac{1}{1 + \frac{7}{14}}$.

c. Notice some connections between the rectangle and the fraction.

d. What is the greatest common factor of 98 and 21?

4. Consider a 121-by-38 rectangle.

- a. Use the decomposition-into-squares process to write a continued fraction for $\frac{121}{38}$. Verify that it works.
- b. What is the greatest common factor of 121 and 38?