

## Lesson 2: Attributes of Triangles and Quadrilaterals

- Let's sort shapes into more specific categories.

### Warm-up: True or False: Multiples of Ten

Decide if each statement is true or false. Be prepared to explain your reasoning.

- $3 \times 60 = 9 \times 10$


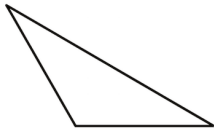
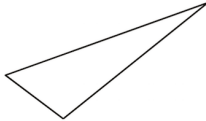
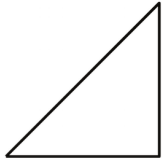

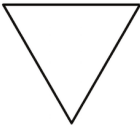
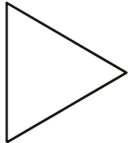
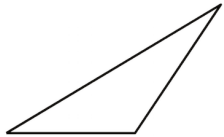
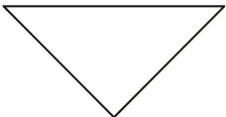
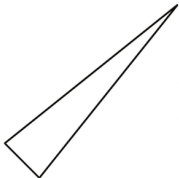
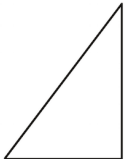
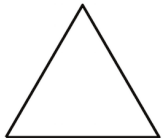
- $180 = 3 \times 60$

- $6 \times 40 = 24 \times 10$

- $24 \times 10 = 240$




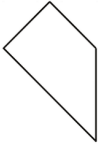
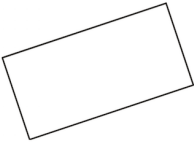
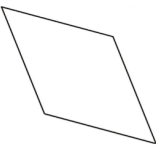






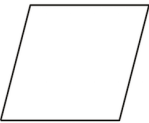
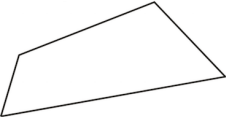
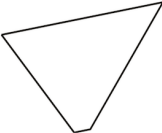



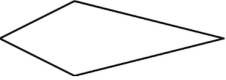
## 2.1: Card Sort: Triangles

Sort the triangles into categories. Record your categories and be prepared to explain how you sorted the shapes.

<p>A</p> 	<p>B</p> 	<p>C</p> 	<p>D</p> 
<p>E</p> 	<p>F</p> 	<p>G</p> 	<p>H</p> 
<p>I</p> 	<p>J</p> 	<p>K</p> 	<p>L</p> 

## 2.2: Card Sort: Quadrilaterals

Sort the quadrilaterals into categories. Record your categories and be prepared to explain how you sorted the shapes.

M 	N 	O 	P 
Q 	R 	S 	T 
U 	V 	W 	X 
Y 	Z 	AA 	BB 
CC 	DD 	EE 	FF 