

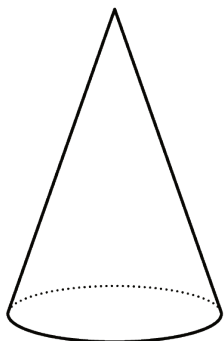
Lesson 11: Filling Containers

Let's fill containers with water.

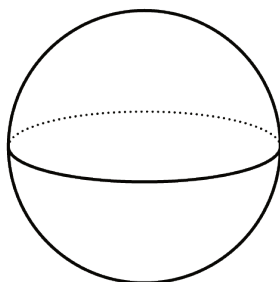
11.1: Which One Doesn't Belong: Solids

These are drawings of three-dimensional objects. Which one doesn't belong? Explain your reasoning.

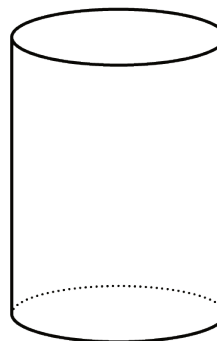
A



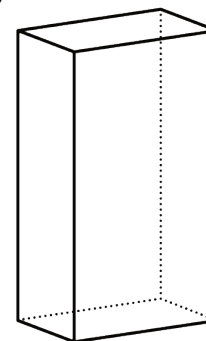
B



C



D



11.2: Height and Volume

Your teacher will give you a graduated cylinder, water, and some other supplies. Your group will use these supplies to investigate the height of water in the cylinder as a function of the water volume.

1. Before you get started, make a prediction about the shape of the graph.

2. Fill the cylinder with different amounts of water and record the data in the table.

volume (ml)							
height (cm)							

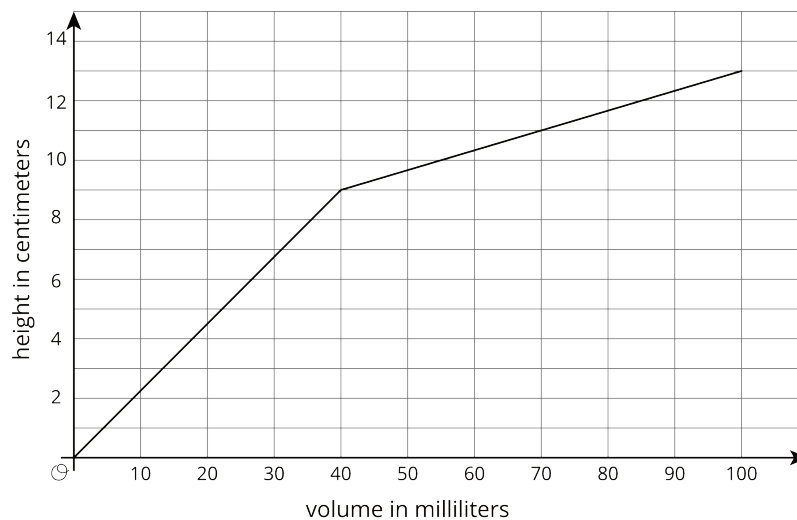
3. Create a graph that shows the height of the water in the cylinder as a function of the water volume.



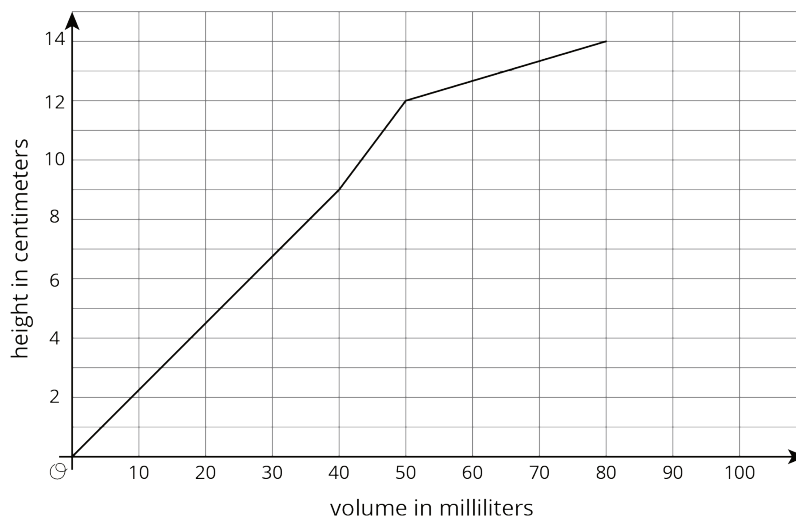
4. Choose a point on the graph and explain its meaning in the context of the situation.

11.3: What Is the Shape?

1. The graph shows the height vs. volume function of an unknown container. What shape could this container have? Explain how you know and draw a possible container.



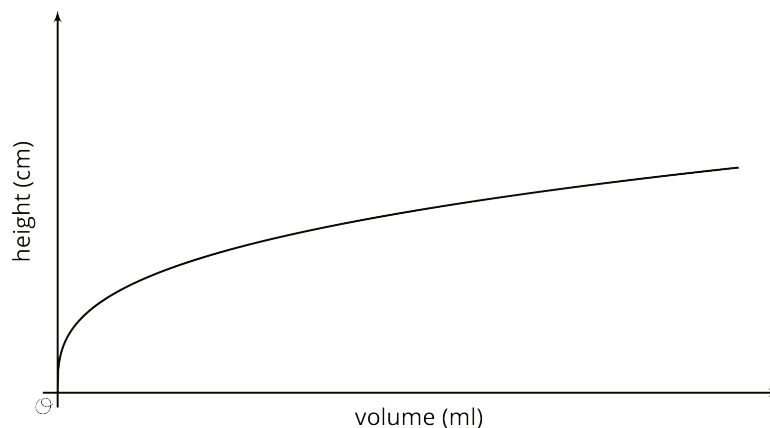
2. The graph shows the height vs. volume function of a different unknown container. What shape could this container have? Explain how you know and draw a possible container.



3. How are the two containers similar? How are they different?

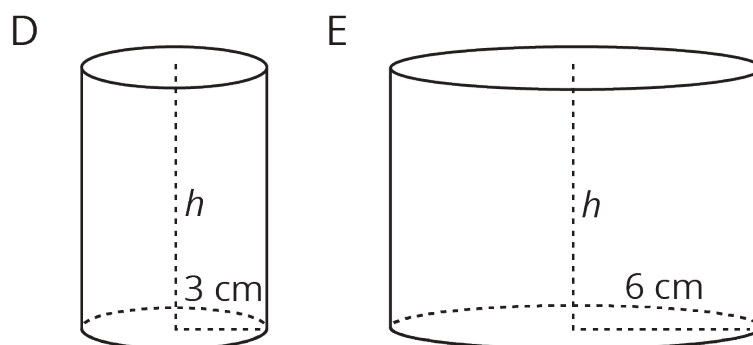
Are you ready for more?

The graph shows the height vs. volume function of an unknown container. What shape could this container have? Explain how you know and draw a possible container.



Lesson 11 Summary

When filling a shape like a cylinder with water, we can see how the dimensions of the cylinder affect things like the changing height of the water. For example, let's say we have two cylinders, D and E , with the same height, but D has a radius of 3 cm and E has a radius of 6 cm.



If we pour water into both cylinders at the same rate, the height of water in D will increase faster than the height of water in E due to its smaller radius. This means that if we made graphs of the height of water as a function of the volume of water for each cylinder, we would have two lines and the slope of the line for cylinder D would be greater than the slope of the line for cylinder E .