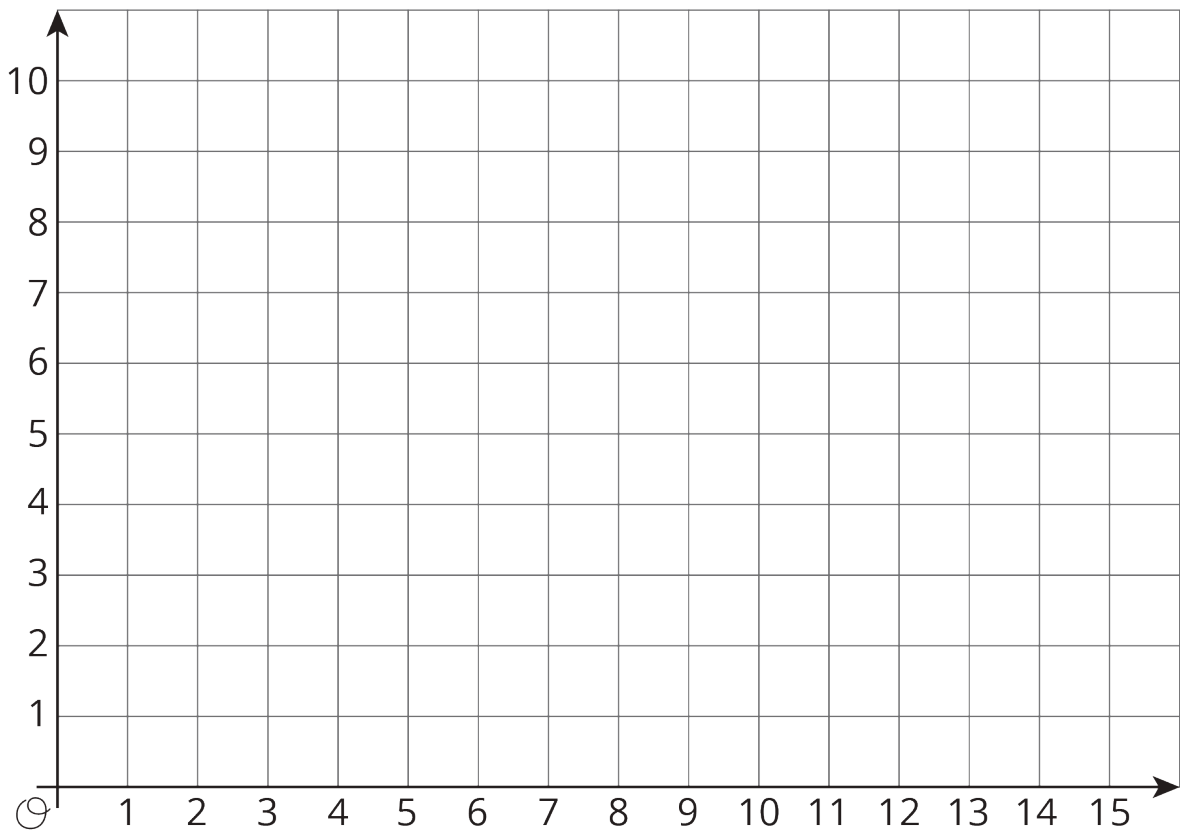


Unit 7 Lesson 11: Constructing the Coordinate Plane

1 Guess My Line (Warm up)

Student Task Statement

1. Choose a horizontal or a vertical line on the grid. Draw 4 points on the line and label each point with its coordinates.



2. Tell your partner whether your line is horizontal or vertical, and have your partner guess the locations of your points by naming coordinates.

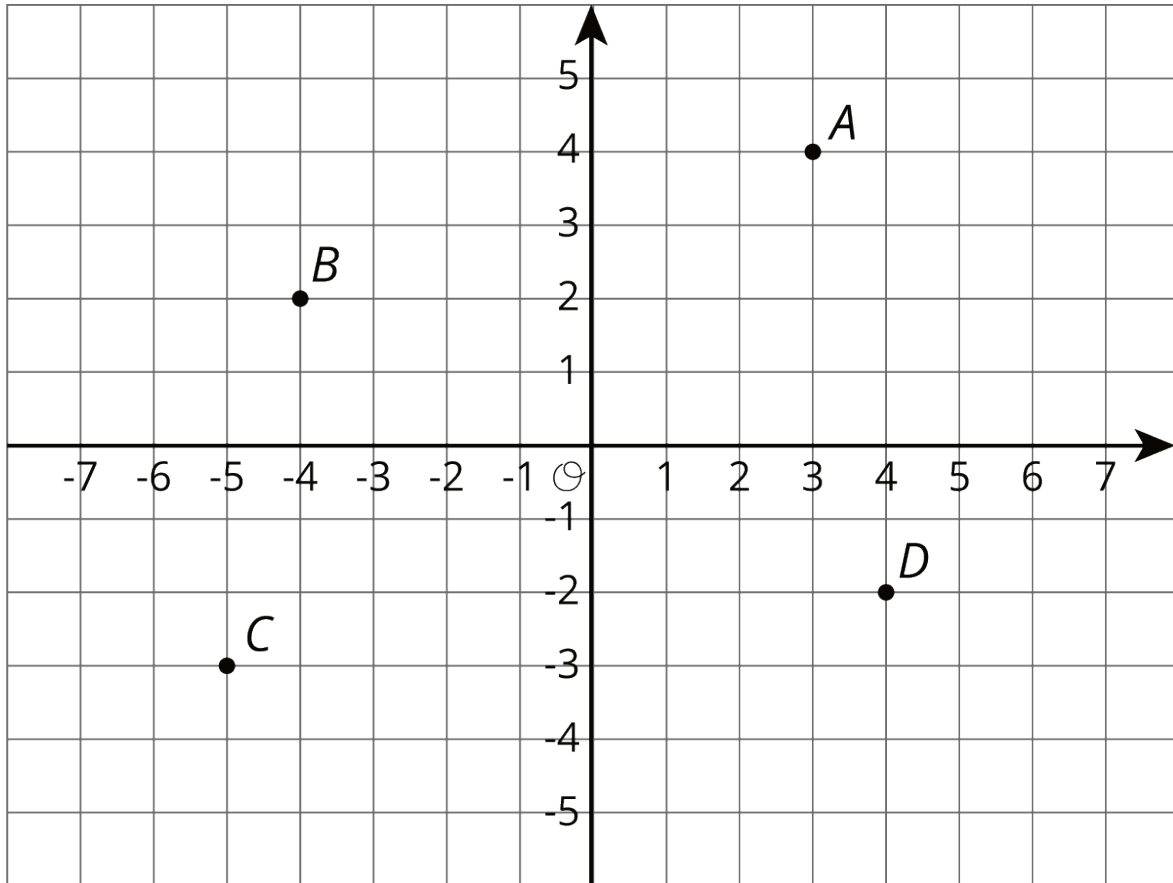
If a guess is correct, put an X through the point. If your partner guessed a point that is on your line but not the point that you plotted, say, "That point is on my line, but is not one of my points."

Take turns guessing each other's points, 3 guesses per turn.

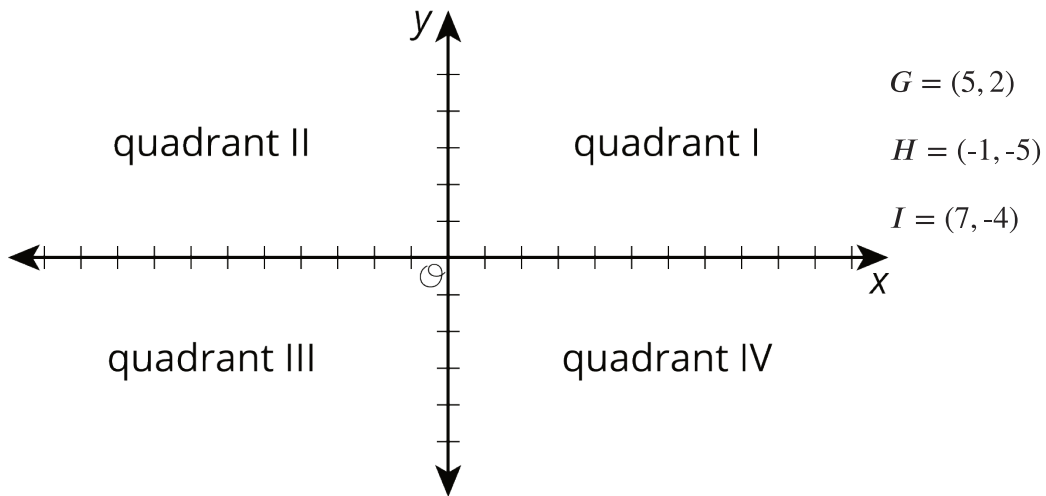
2 The Coordinate Plane

Student Task Statement

1. Label each point on the coordinate plane with an ordered pair.



2. What do you notice about the locations and ordered pairs of B , C , and D ? How are they different from those for point A ?
3. Plot a point at $(-2, 5)$. Label it E . Plot another point at $(3, -4.5)$. Label it F .
4. The coordinate plane is divided into four **quadrants**, I, II, III, and IV, as shown here.




5. In which quadrant is point G located? Point H ? Point I ?
6. A point has a positive y -coordinate. In which quadrant could it be?

3 Axes Drawing Decisions


Student Task Statement

1. Here are three sets of coordinates. For each set, draw and label an appropriate pair of axes and plot the points.


a. $(1, 2)$, $(3, -4)$, $(-5, -2)$, $(0, 2.5)$



b. $(50, 50)$, $(0, 0)$, $(-10, -30)$, $(-35, 40)$



c. $(\frac{1}{4}, \frac{3}{4}), (\frac{-5}{4}, \frac{1}{2}), (-1\frac{1}{4}, \frac{-3}{4}), (\frac{1}{4}, \frac{-1}{2})$



2. Discuss with a partner:

- How are the axes and labels of your three drawings different?
- How did the coordinates affect the way you drew the axes and label the numbers?