

## Kínder Unidad 4

Lección 2

CC BY 2021 Illustrative Mathematics®

## Unit 4 Lesson 2: Contemos dos grupos de imágenes

### WU Preguntas sobre nosotros: ¿Invierno o verano? (Warm up)

Student Task Statement

#### 1 Juntemos puntos en tableros de 5

Student Task Statement

\_\_\_\_\_

Hay \_\_\_\_\_ puntos.

\_\_\_\_\_

\_\_\_\_\_

Hay \_\_\_\_\_ puntos.

\_\_\_\_\_

\_\_\_\_\_

Hay \_\_\_\_\_ puntos.

\_\_\_\_\_

Hay \_\_\_\_\_ puntos.

---

---

---

---

---


Hay \_\_\_\_\_ puntos.

---

## 2 ¿Cuántas manzanas?

Student Task Statement

1.




---

Hay \_\_\_\_\_ manzanas.

---

2.




---

Hay

manzanas.

3.







---

---

Hay

manzanas.

4.



---

---

Hay

manzanas.

### 3 Conozcamos “Lanza y suma: Puntos”

Student Task Statement

¿Cuántos puntos?

---

---

---

---

---

---

2.

---

---

---

3.

---

---

---

4.

---

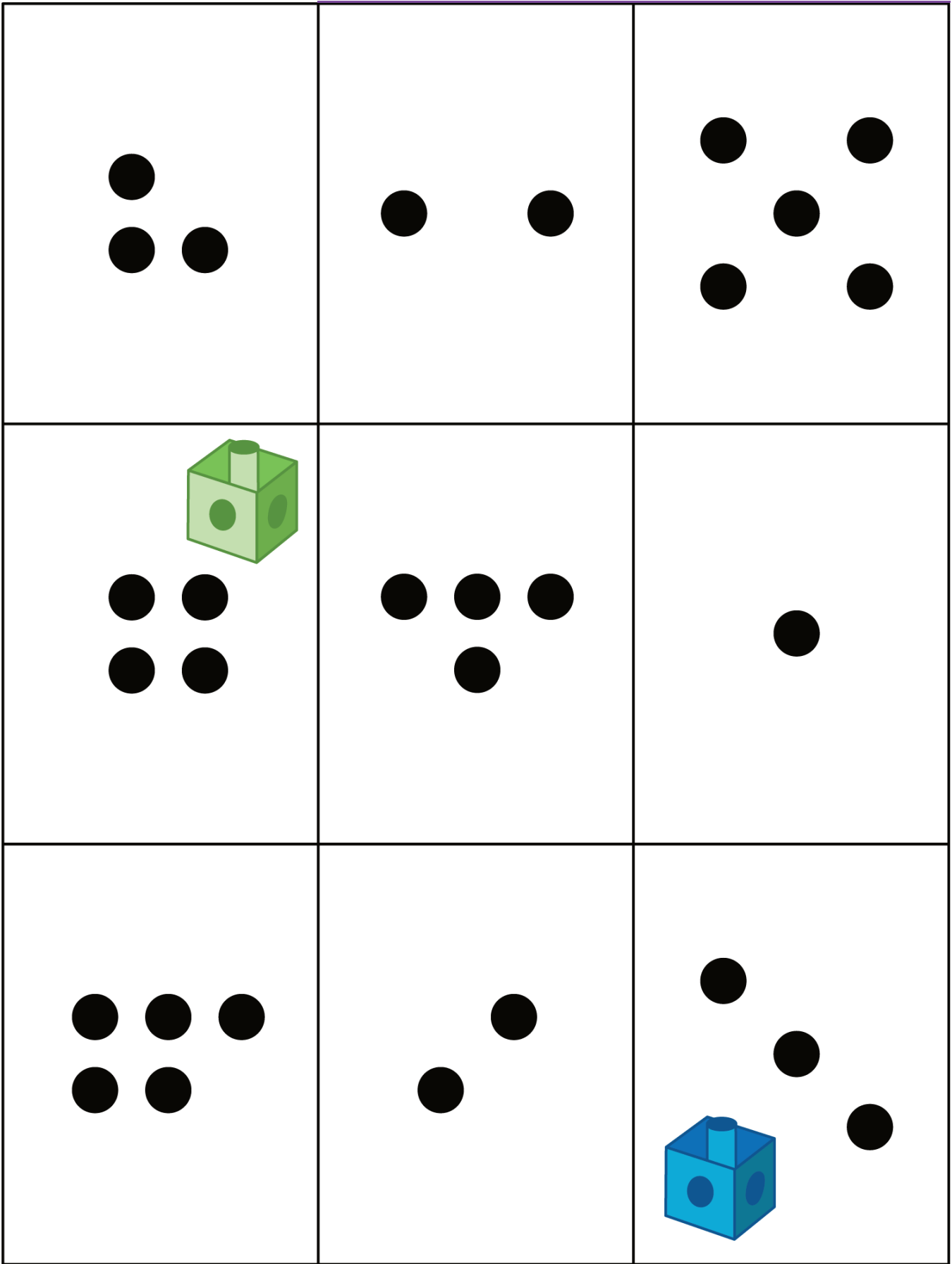
---

---

5.

Escoge un centro.

Lanza y suma



Mi mate-libreta




---

---

---

---



---

---

---

---



---

---

---

---

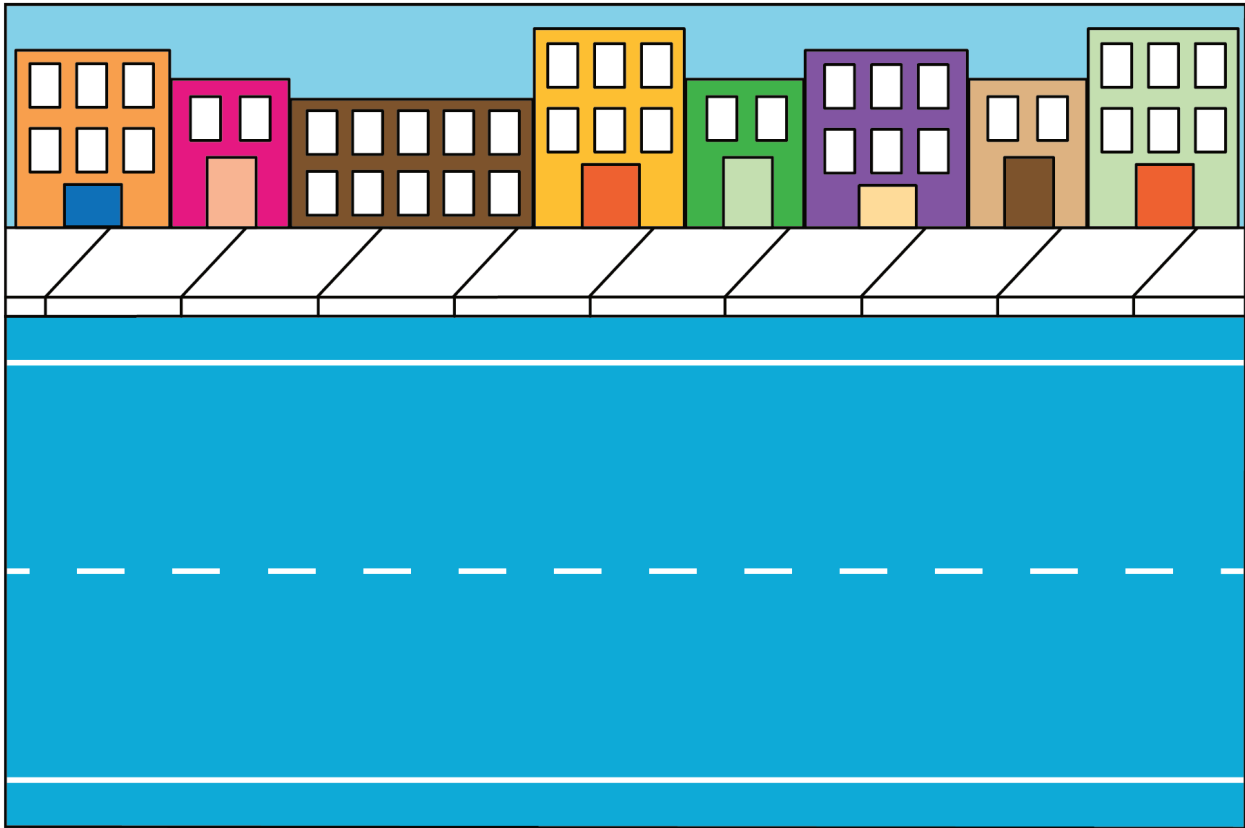


---

---

---

---



Haz una como la mía

