

Kindergarten Unit 4

Lesson 5

CC BY 2021 Illustrative Mathematics®



Unit 4 Lesson 5: Subtract with Objects

WU How Many Do You See: Subtraction (Warm up)

Student Task Statement

How many do you see?

How do you see them?



1 Subtract Counters

Student Task Statement

1. Count out 8 counters.
-

Take away 3 counters.

There are

counters left.

2. Count out 10 counters.
Take away 6 counters.

There are

counters left.

3. Count out 7 counters.
Take away 1 counter.

There are

counters left.

4. Count out 9 counters.
Take away 3 counters.

There are

counters left.

2 Introduce 5-Frames, Subtract

Student Task Statement

--	--	--	--	--

1.

2.

3.

--	--	--	--	--

4.

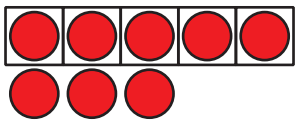
6.

3 Centers: Choice Time

Student Task Statement

Choose a center.

5-frames



Roll and Add

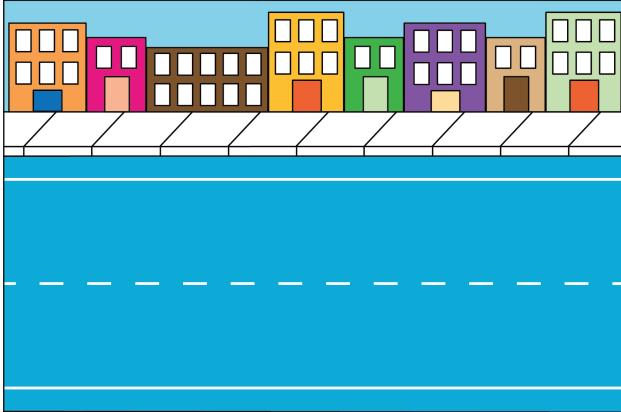
Math Libs











Match Mine

