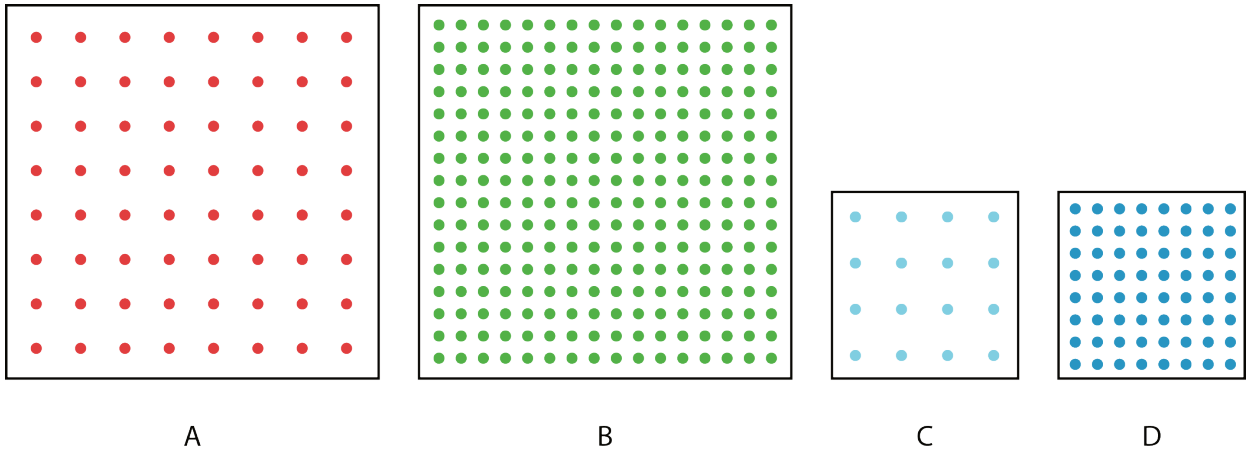


Unit 9 Lesson 8: How Crowded Is this Neighborhood?

1 Dot Density (Optional)

Student Task Statement

The figure shows four squares. Each square encloses an array of dots. Squares A and B have side length 2 inches. Squares C and D have side length 1 inch.




1. Complete the table with information about each square.

square	area of the square in square inches	number of dots	number of dots per square inch
A			
B			
C			
D			

2. Compare each square to the others. What is the same and what is different?


Activity Synthesis



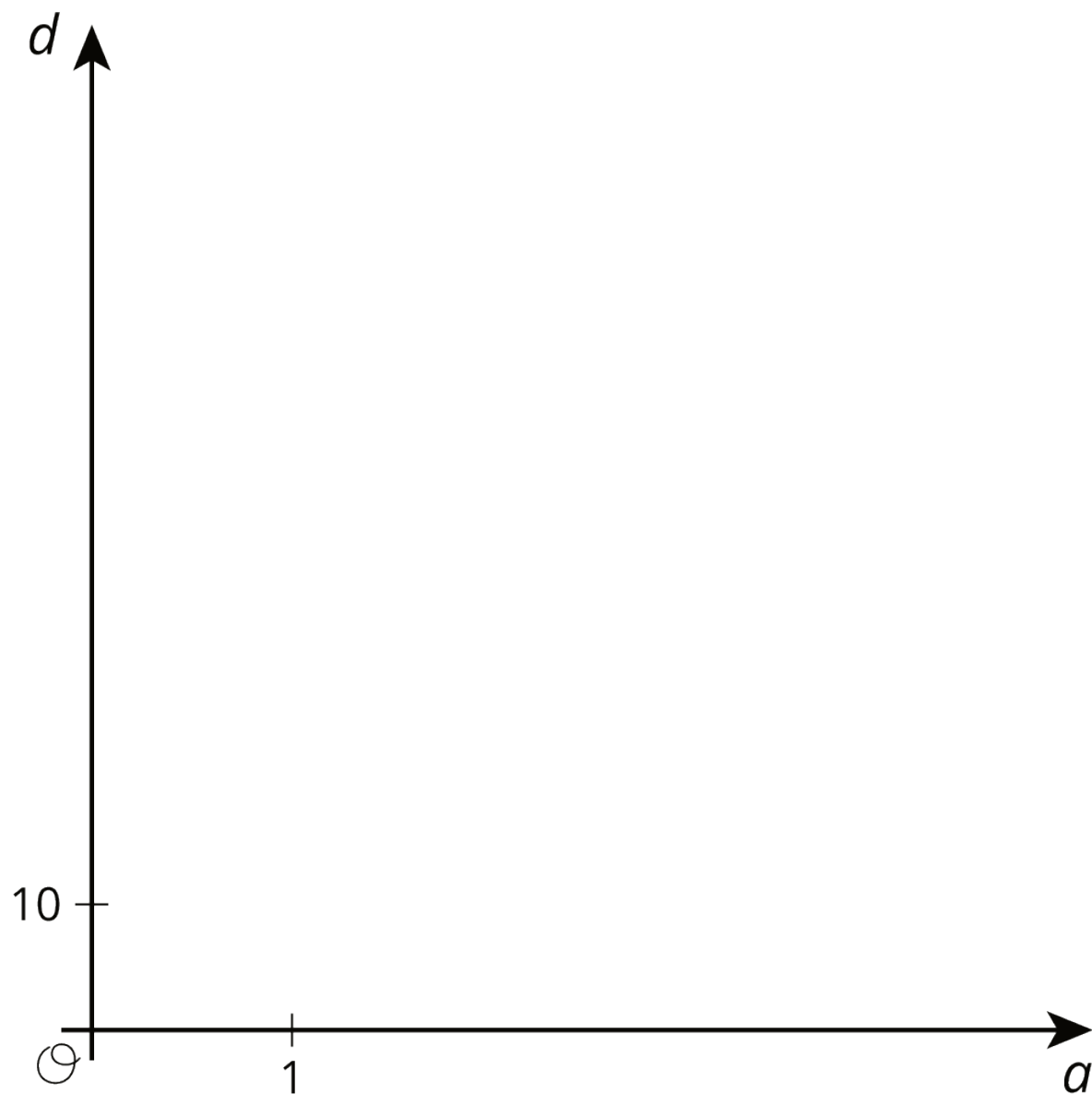
2 Dot Density with a Twist (Optional)

Student Task Statement

The figure shows two arrays, each enclosed by a square that is 2 inches wide.



1. Let a be the area of the square and d be the number of dots enclosed by the square. For each square, plot a point that represents its values of a and d .



2. Draw lines from $(0, 0)$ to each point. For each line, write an equation that represents the proportional relationship.
3. What is the constant of proportionality for each relationship? What do the constants of proportionality tell us about the dots and squares?

3 Housing Density (Optional)

Student Task Statement

Here are pictures of two different neighborhoods.

This image depicts an area that is 0.3 kilometers long and 0.2 kilometers wide.



0.1 km

This image depicts an area that is 0.4 kilometers long and 0.2 kilometers wide.



0.1 km

For each neighborhood, find the number of houses per square kilometer.

Activity Synthesis



0.2 km

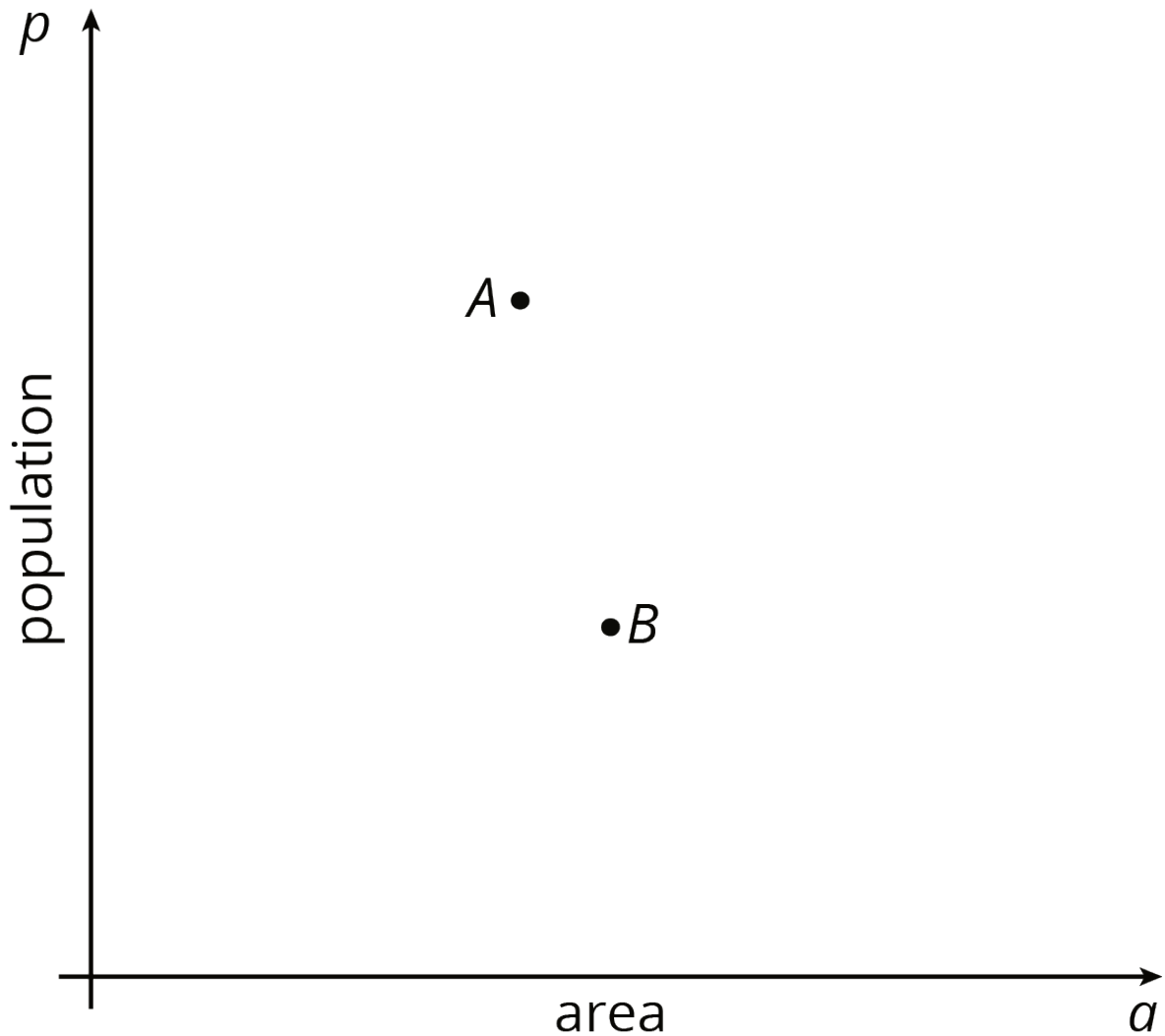
0.3 km

4 Population Density (Optional)

Student Task Statement

- New York City has a population of 8,406 thousand people and covers an area of 1,214 square kilometers.
- Los Angeles has a population of 3,884 thousand people and covers an area of 1,302 square kilometers.

1. The points labeled A and B each correspond to one of the two cities. Which is which? Label them on the graph.



2. Write an equation for the line that passes through $(0, 0)$ and A . What is the constant of proportionality?
3. Write an equation for the line that passes through $(0, 0)$ and B . What is the constant of proportionality?

4. What do the constants of proportionality tell you about the crowdedness of these two cities?