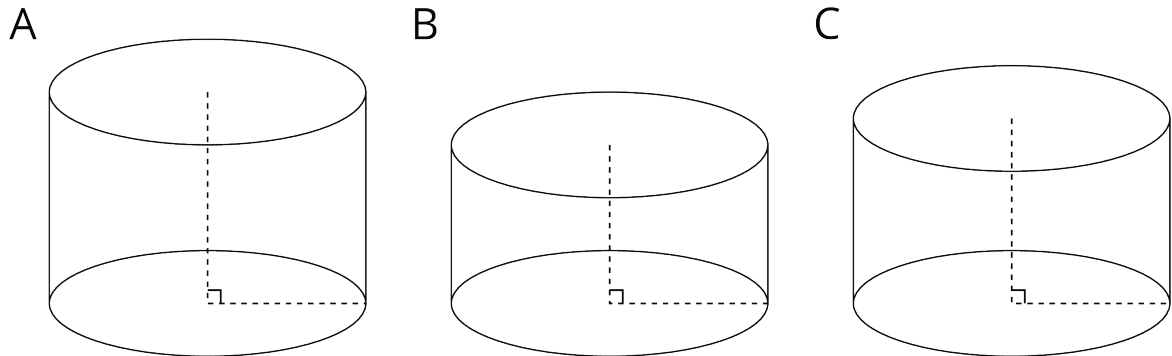
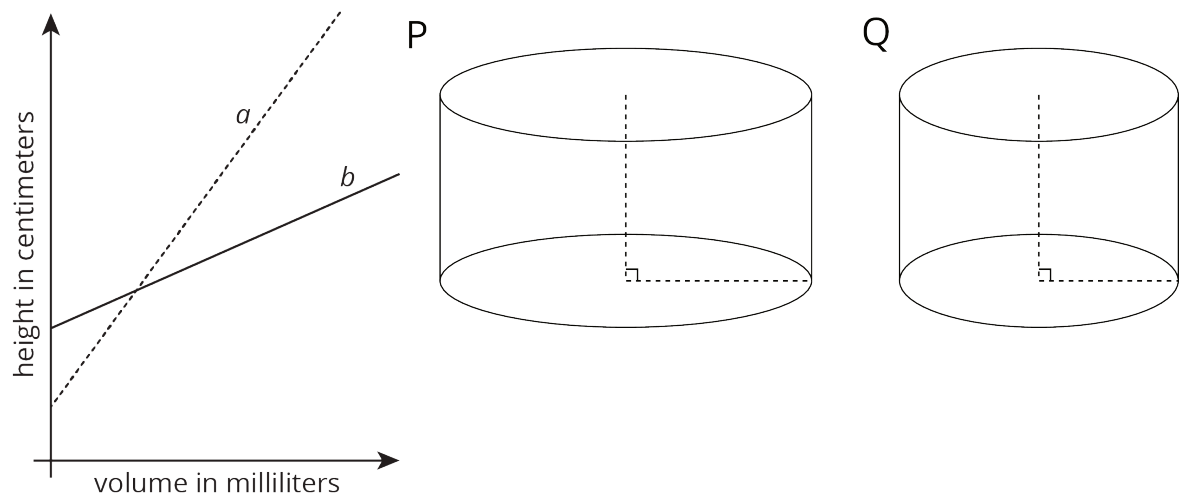


Lesson 12 Practice Problems

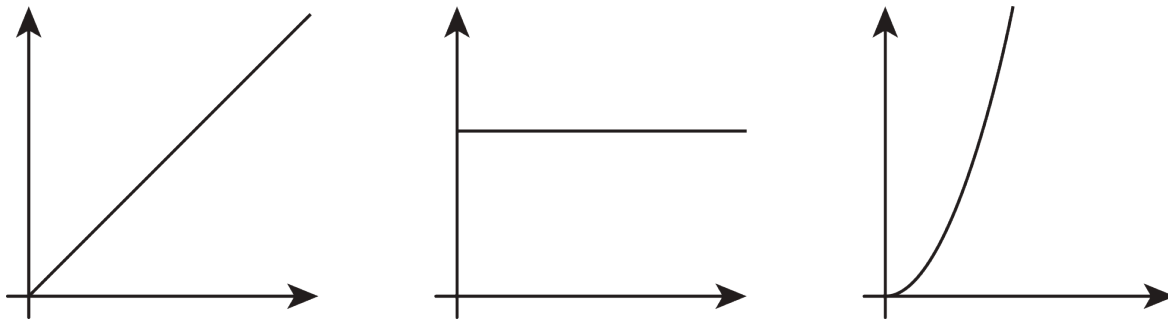
1. Cylinder A, B, and C have the same radius but different heights. Put the cylinders in order of their volume from least to greatest.



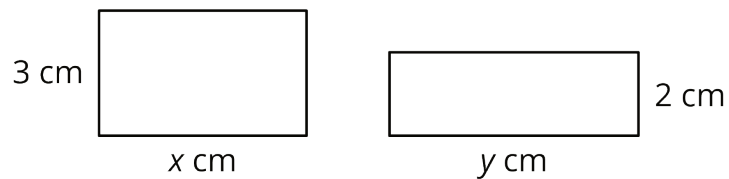
2. Two cylinders, a and b , each started with different amounts of water. The graph shows how the height of the water changed as the volume of water increased in each cylinder. Match the graphs of a and b to Cylinders P and Q. Explain your reasoning.



3. Which of the following graphs could represent the volume of water in a cylinder as a function of its height? Explain your reasoning.



4. Together, the areas of the rectangles sum to 30 square centimeters.



a. Write an equation showing the relationship between x and y .

b. Fill in the table with the missing values.

x	3		8		12
y		5		10	

(From Unit 6, Lesson 3.)