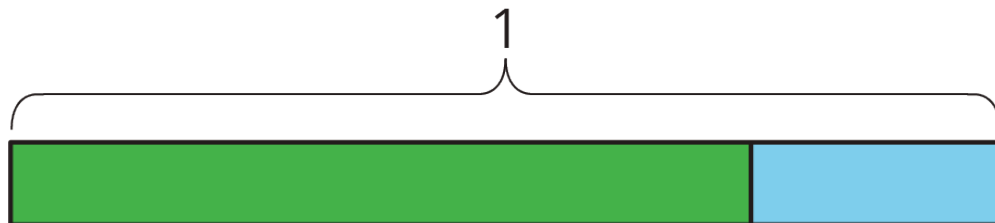


Unit 6 Lesson 1: Half as Much Again

1 Notice and Wonder: Tape Diagrams (Warm up)

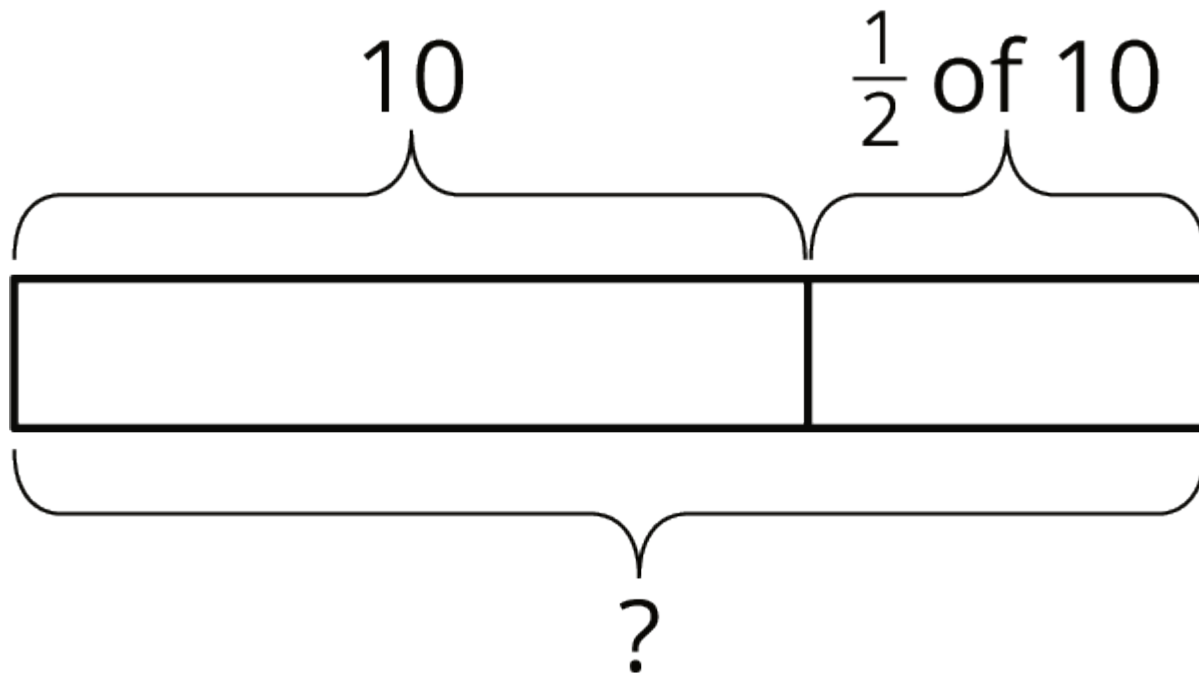
Student Task Statement

What do you notice? What do you wonder?



2 Walking Half as Much Again

Images for Launch



Student Task Statement

1. Complete the table to show the total distance walked in each case.

- Jada's pet turtle walked 10 feet, and then half that length again.
- Jada's baby brother walked 3 feet, and then half that length again.
- Jada's hamster walked 4.5 feet, and then half that length again.
- Jada's robot walked 1 foot, and then half that length again.
- A person walked x feet and then half that length again.

| initial distance | total distance |
|------------------|----------------|
| 10 | |
| 3 | |
| 4.5 | |
| 1 | |
| x | |

2. Explain how you computed the total distance in each case.

3. Two students each wrote an equation to represent the relationship between the initial distance walked (x) and the total distance walked (y).

- Mai wrote $y = x + \frac{1}{2}x$.

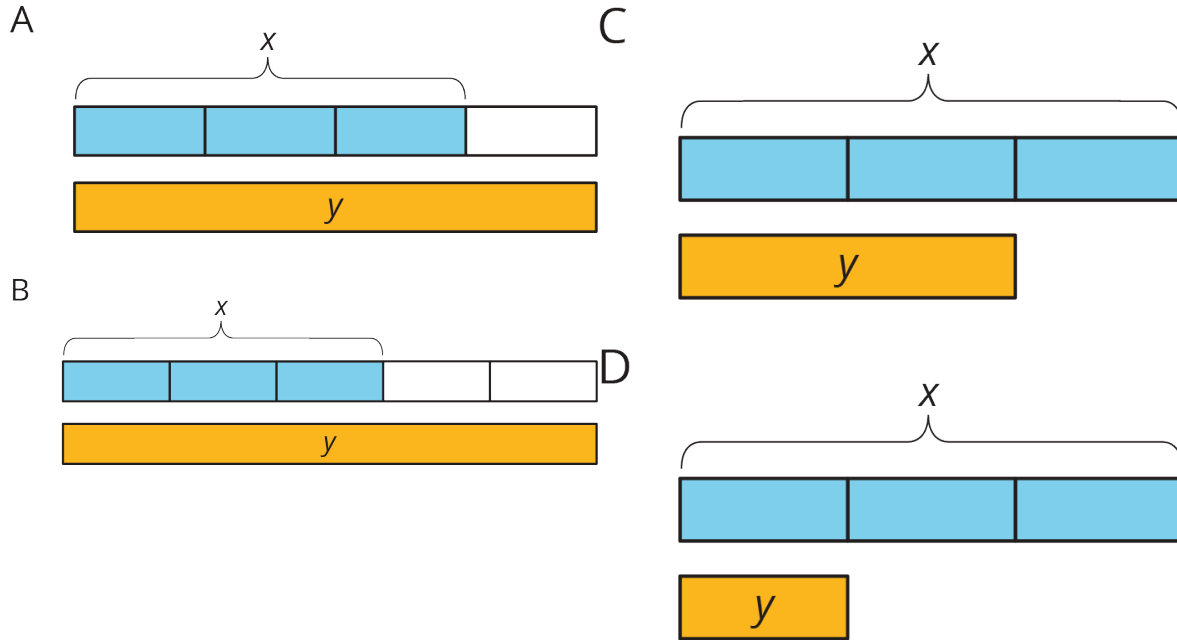
◦ Kiran wrote $y = \frac{3}{2}x$.

Do you agree with either of them? Explain your reasoning.

3 More and Less

Student Task Statement

1. Match each situation with a diagram. A diagram may not have a match.



- Han ate x ounces of blueberries. Mai ate $\frac{1}{3}$ less than that.
 - Mai biked x miles. Han biked $\frac{2}{3}$ more than that.
 - Han bought x pounds of apples. Mai bought $\frac{2}{3}$ of that.
2. For each diagram, write an equation that represents the relationship between x and y .
- a. Diagram A:
 - b. Diagram B:
 - c. Diagram C:
 - d. Diagram D:
3. Write a story for one of the diagrams that doesn't have a match.

4 Card Sort: Representations of Proportional Relationships (Optional)

Student Task Statement

Your teacher will give you a set of cards that have proportional relationships represented three different ways: as descriptions, equations, and tables. Mix up the cards and place them all face-up.

1. Take turns with a partner to match a description with an equation and a table.
 - a. For each match you find, explain to your partner how you know it's a match.
 - b. For each match your partner finds, listen carefully to their explanation, and if you disagree, explain your thinking.
2. When you agree on all of the matches, check your answers with the answer key. If there are any errors, discuss why and revise your matches.