

Grade 5 Unit 7

Lesson 11

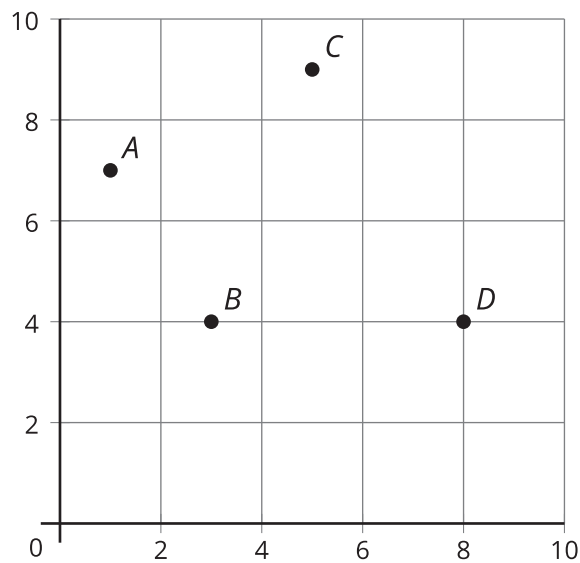
CC BY 2021 Illustrative Mathematics®

Unit 7 Lesson 11: Patterns and Ordered Pairs

WU Notice and Wonder: The Coordinate Grid (Warm up)

Student Task Statement

What do you notice? What do you wonder?



1 Patterns on the Coordinate Grid, Part 1

Student Task Statement

Partner A

Rule 1: Start at 0. Keep adding 8.

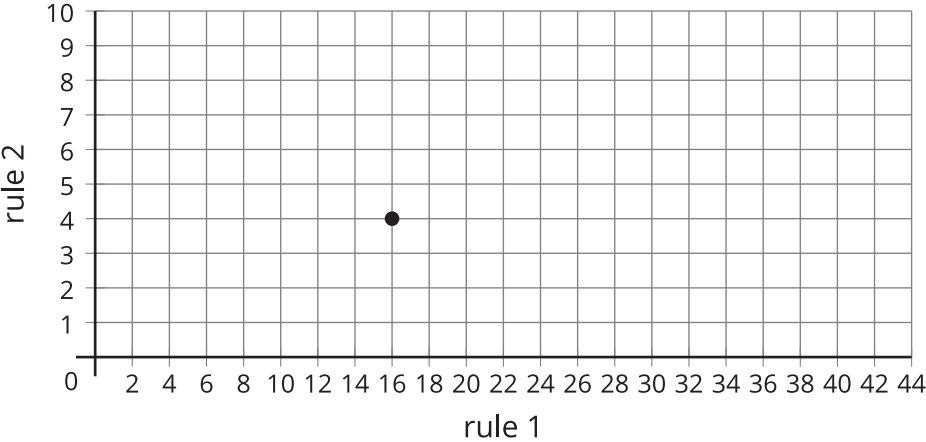
Rule 2: Start at 0. Keep adding 2.

- Use the rules to complete the table.

	A	B	C	D	E	F
rule 1						

rule 2							
--------	--	--	--	--	--	--	--

2. Which table column represents the point on the coordinate grid? Label the point with the appropriate letter.



3. Plot and label the rest of the points.

Partner B

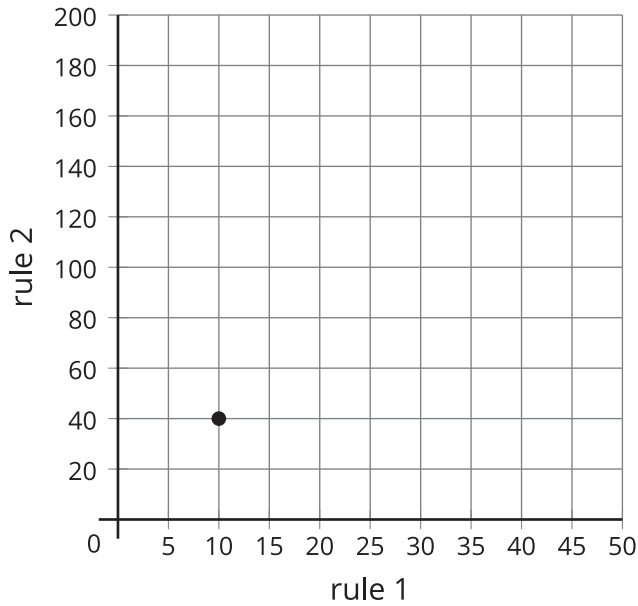
Rule 1: Start at 0. Keep adding 10.

Rule 2: Start at 0. Keep adding 40.

1. Use the rules to complete the table.

	A	B	C	D	E	F
rule 1						
rule 2						

2. Which table column represents the point on the coordinate grid? Label the point with the appropriate letter.



3. Plot and label the rest of the points.

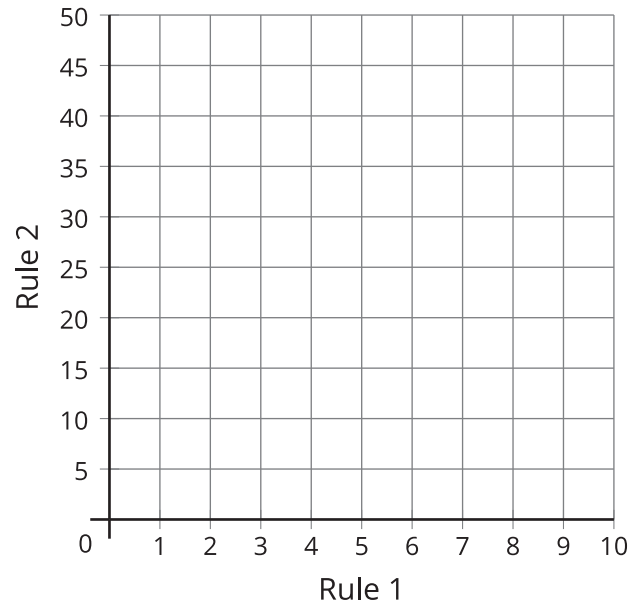
2 Patterns on the Coordinate Grid, Part 2

Student Task Statement

- Use the rules to complete the table.
 - Rule 1: Start with 0. Add 2.
 - Rule 2: Start with 0. Add 5.

	A	B	C	D	E	F
Rule 1						
Rule 2						

- What patterns do you notice between the corresponding terms of the two patterns?
- Plot and label the points from the table.



4. What does the point C tell you about Rule 1 and Rule 2?