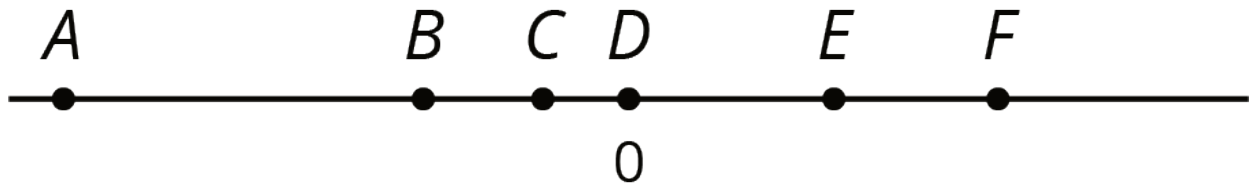


## Unit 4 Lesson 2: Solutions of Inequalities

### 1 Unknowns on a Number Line (Warm up)

#### Student Task Statement

The number line shows several points, each labeled with a letter.



1. Fill in each blank with a letter so that the inequality statements are true.

a. \_\_\_\_\_ > \_\_\_\_\_

b. \_\_\_\_\_ < \_\_\_\_\_

2. Jada says that she found three different ways to complete the first question correctly. Do you think this is possible? Explain your reasoning.

3. List a possible value for each letter on the number line based on its location.

## 2 Amusement Park Rides


### Student Task Statement

Priya finds these height requirements for some of the rides at an amusement park.


To ride the . . .	you must be . . .
High Bounce	between 55 and 72 inches tall
Climb-A-Thon	under 60 inches tall
Twirl-O-Coaster	58 inches minimum

1. Write an inequality for each of the three height requirements. Use  $h$  for the unknown height. Then, represent each height requirement on a number line.

- High Bounce



- Climb-A-Thon



- Twirl-O-Coaster



Pause here for additional instructions from your teacher.

- Han's cousin is 55 inches tall. Han doesn't think she is tall enough to ride the High Bounce, but Kiran believes that she is tall enough. Do you agree with Han or Kiran? Be prepared to explain your reasoning.
- Priya can ride the Climb-A-Thon, but she cannot ride the High Bounce or the Twirl-O-Coaster. Which, if any, of the following could be Priya's height? Be prepared to explain your reasoning.
  - 59 inches
  - 53 inches
  - 56 inches
- Jada is 56 inches tall. Which rides can she go on?
- Kiran is 60 inches tall. Which rides can he go on?

6. The inequalities  $h < 75$  and  $h > 64$  represent the height restrictions, in inches, of another ride. Write three values that are **solutions** to both of these inequalities.

### 3 What Number Am I? (Optional)

#### Student Task Statement

Your teacher will give your group two sets of cards—one set shows inequalities and the other shows numbers. Place the inequality cards face up where everyone can see them. Shuffle the number cards and stack them face down.

To play:

- One person in your group is the detective. The other people will give clues.
- Pick one number card from the stack and show it to everyone except the detective.
- The people giving clues each choose an inequality that will help the detective identify the unknown number.
- The detective studies the inequalities and makes three guesses.
  - If the detective does not guess the right number, each person chooses another inequality to help.
  - When the detective does guess the right number, a new person becomes the detective.
- Repeat the game until everyone has had a turn being the detective.