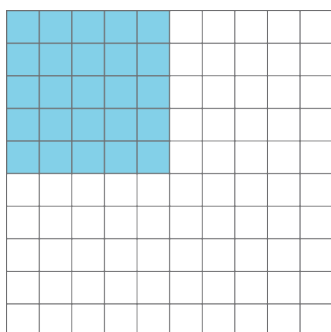


Lesson 9: Solving Rate Problems


Let's use unit rates like a pro.

9.1: Grid of 100

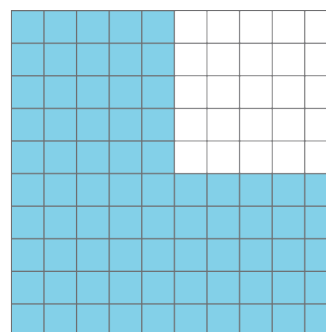
How much is shaded in each one?



A



B



C

9.2: Card Sort: Is it a Deal?

Your teacher will give you a set of cards showing different offers.

1. Find card A and work with your partner to decide whether the offer on card A is a good deal. Explain or show your reasoning.

2. Next, split cards B–E so you and your partner each have two.
 - a. Decide individually if your two cards are good deals. Explain your reasoning.

- b. For each of your cards, explain to your partner if you think it is a good deal and why. Listen to your partner's explanations for their cards. If you disagree, explain your thinking.
 - c. Revise any decisions about your cards based on the feedback from your partner.
3. When you and your partner are in agreement about cards B–E, place all the cards you think are a good deal in one stack and all the cards you think are a bad deal in another stack. Be prepared to explain your reasoning.

Are you ready for more?

Time to make your own deal! Read the information on card F and then decide what you would charge if you were the clerk. When your teacher signals, trade cards with another group and decide whether or not you would take the other group's offer.

Keep in mind that you may offer a fair deal or an unfair deal, but the goal is to set a price close enough to the value it should be that the other group cannot immediately tell if the deal you offer is a good one.

9.3: The Fastest of All

Wild animals from around the world wanted to hold an athletic competition, but no one would let them on an airplane. They decided to just measure how far each animal could sprint in one minute and send the results to you to decide the winner.

You look up the following information about converting units of length:

$$1 \text{ inch} = 2.54 \text{ centimeters}$$

| animal | sprint distance |
|----------|-----------------|
| cougar | 1,408 yards |
| antelope | 1 mile |
| hare | 49,632 inches |
| kangaroo | 1,073 meters |
| ostrich | 1.15 kilometers |
| coyote | 3,773 feet |

1. Which animal sprinted the farthest?

2. What are the place rankings for all of the animals?

Lesson 9 Summary

Sometimes we can find and use more than one unit rate to solve a problem.

Suppose a grocery store is having a sale on shredded cheese. A small bag that holds 8 ounces is sold for \$2. A large bag that holds 2 kilograms is sold for \$16. How do you know which is a better deal?

Here are two different ways to solve this problem:

Compare dollars per kilogram.

- The large bag costs \$8 per kilogram, because $16 \div 2 = 8$.
- The small bag holds $\frac{1}{2}$ pound of cheese, because there are 16 ounces in 1 pound, and $8 \div 16 = \frac{1}{2}$.

The small bag costs \$4 per pound, because $2 \div \frac{1}{2} = 4$. This is about \$8.80 per kilogram, because there are about 2.2 pounds in 1 kilogram, and $4.00 \cdot 2.2 = 8.80$.

The large bag is a better deal, because it costs less money for the same amount of cheese.

Compare ounces per dollar.

- With the small bag, we get 4 ounces per dollar, because $8 \div 2 = 4$.
- The large bag holds 2,000 grams of cheese. There are 1,000 grams in 1 kilogram, and $2 \cdot 1,000 = 2,000$. This means 125 grams per dollar, because $2,000 \div 16 = 125$.

There are about 28.35 grams in 1 ounce, and $125 \div 28.35 \approx 4.4$, so this is about 4.4 ounces per dollar.

The large bag is a better deal, because you get more cheese for the same amount of money.

Another way to solve the problem would be to compare the unit prices of each bag in dollars per ounce. Try it!