

Grade 2 Unit 2

Lesson 12

CC BY 2021 Illustrative Mathematics®

Unit 2 Lesson 12: Story Problems and Diagrams

WU Notice and Wonder: Mancala (Warm up)

Student Task Statement

What do you notice? What do you wonder?

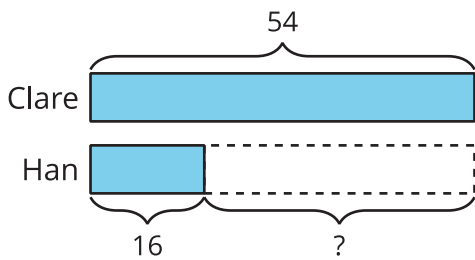
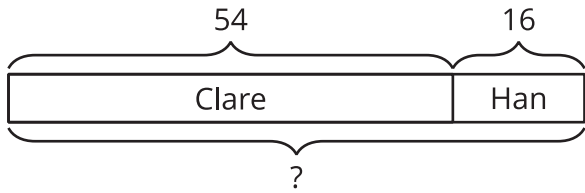
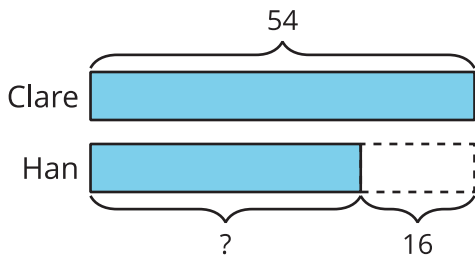


1 Interpret the Diagram

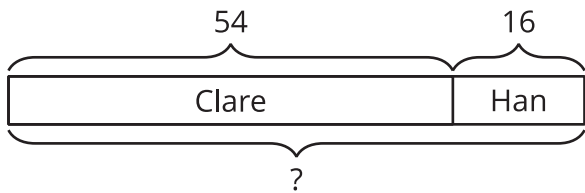
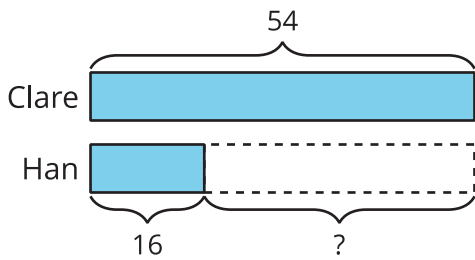
Student Task Statement

Circle the diagrams that match each story. Then explain your match to your partner.

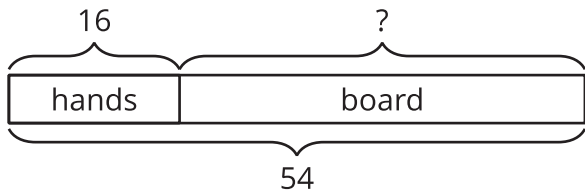
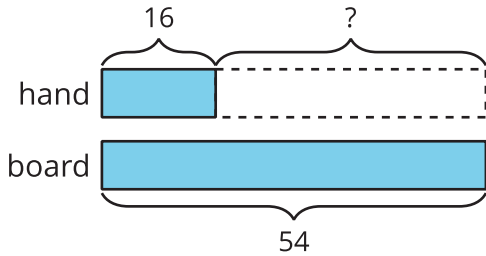
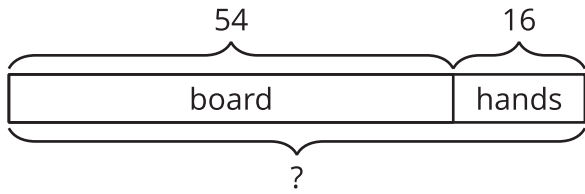
1. Clare captured 54 seeds. Han captured 16 fewer seeds than Clare. How many seeds did Han capture?



2. Clare has 54 seeds on her side of the board. Han has 16 seeds on his side. How many seeds are on the board in all?

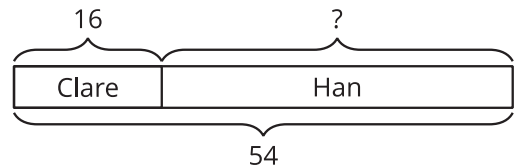
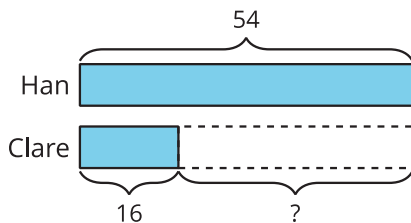
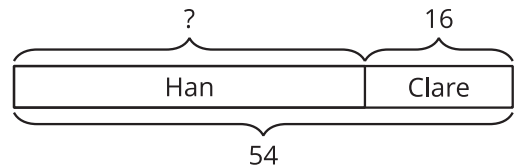
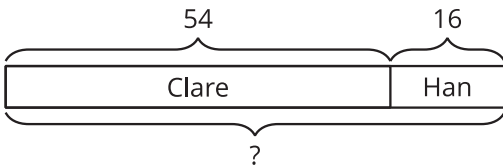


3. Clare has 54 seeds. 16 seeds are in her hand. The rest of her seeds are on the game board. How many of her seeds are on the game board?



4. There are 54 seeds on the game board. Some seeds are on Han's side. 16 seeds are on Clare's side. How many seeds are on Han's side of the board?

Choose the 2 diagrams that match.



2 Card Sort: Story Problems and Diagrams

Student Task Statement

1. Match each story problem with a diagram. Explain why the cards match.
2. Choose 2 story problems and solve them. Show your thinking.

Images for Activity Synthesis

